

**LINCOLN UNION SCHOOL DISTRICT
BOARD OF TRUSTEES
1300 Hicks Valley Road, Petaluma, CA 94952**

REGULAR MEETING

<https://us02web.zoom.us/j/87156937051?pwd=alhCOG9YRW5MQnFFNzhrSExCUIRpdz09>

Meeting ID: 871 5693 7051; Passcode: 851197
One tap mobile +16699006833,,87156937051# US (San Jose);
+14086380968,,87156937051# US (San Jose)

**Tuesday, May 11, 2021
3:30 p.m.**

1. Call to OrderAction
2. Roll Call.....Action
3. Approval and Adoption of AgendaAction
4. Approval of Board Meeting Minutes from April 13, 2021.....Action

CONSENT AGENDA

5. Monthly Reports of School Board Investments.
The Marin County Treasurer Investment Report for the period ending February 28, 2021.
6. Financial Activity Report
The Marin County Office of Education staff will provide the Financial Activity Reports as of April 27, 2021.
7. Financial Summary Report
The Marin County Office of Education staff will provide the Financial Summary Reports as of April 27, 2021.

Consent Agenda.....Action

PUBLIC COMMENT

8. Public Forum (non-confidential matters only)Info
This is an opportunity for the public to direct questions or comments related to school business to the Governing Board concerning matters not on the agenda.

ACTION ITEMS

9. Principal's Report.....Action
Principal/Teacher will report on school activities and administrative matters pertaining to the school.
10. Interdistrict Transfer Agreements.....Action
Requests for Interdistrict Transfers to Lincoln Union School District will be reported for Governing Board action.
11. School Facility Advisory Committee Update.....Action
The Board will hear an update on the activities and work of the School Facility Advisory Committee.
12. Update on Reorganization Subcommittee.....Action
The Board will receive an update on activities of the Reorganization Subcommittee.
13. Renaming of New District.....Action
The community will have an opportunity to provide input to the Board on possible names for the new school district.
14. Expanded Learning Opportunity Grant.....Action
The Board will review for approval the Expanded Learning Opportunity Grant.
15. School Enrollment Projections-2021-22.....Action
Staff will update the Board on student enrollment projections for 2021-22 and discuss outreach efforts for district residents and interdistrict students.
16. Retirement of Custodian.....Action
The Board will review for action the retirement letter of the school custodian.
17. Resignation of Instructional Assistant.....Action
The Board will review for action the resignation request by the Instructional Assistant.
18. Request for .20 FTE Reduction by Certificated Teacher/Principal.....Action
The Board will review for action the request by the Teacher/Principal to reduce assignment by .20 FTE for the 2021/22 school year.
19. Draft School Calendar-2021-22.....Info
The Board will review the 2021-22 Draft School Year Calendar to provide input to the Laguna Joint School District Board for action.
20. Ratification of Warrants Paid..... Action
The warrants paid as of April 27, 2021 will be presented for Governing Board.
21. CorrespondenceInfo
22. Other BusinessInfo

23. Adjournment.....Info

**The next regular Board Meeting will be held on
Tuesday, June 8, 2021 at 3:30 p.m.**

Agenda Item 4

MINUTES
LINCOLN UNION SCHOOL DISTRICT
BOARD OF TRUSTEES
Tuesday, April 13, 2021
3:30 p.m.

The April 13, 2021 Lincoln Union School District Board Meeting was held via Zoom. The meeting was open to the public via Zoom.

1. Call to Order – The meeting of the Lincoln Union School District Board of Trustees was held via Zoom on Tuesday, April 13, 2021. Mr. Grossi called the meeting to order at 3:36pm.
2. Roll Call – Present for the meeting were Board Members Jim Grossi (Grossi), Sam Dolcini (Dolcini) and Janeen Corda (Corda), Principal/Teacher Cynthia Walsh and MCOE Representatives Luke McCann.
3. Approval and Adoption of Agenda – The Agenda was approved and adopted.
M/S/C Corda/Dolcini
Aye: Corda, Dolcini, Grossi
Nay: -
Absent: -
4. Approval of Board Meeting Minutes for March 9, 2021 – The minutes for the March 9, 2021 Board Meeting were approved.
M/S/C Dolcini/Grossi
Aye: Dolcini, Grossi
Nay: -
Abstain: Corda (was absent from the March 9, 2021 meeting)
5. Consent Agenda – The Monthly Report of School Board Investments for the period ending January 31, 2021 was reviewed and approved as was the Financial Activity Report and the Financial Summary Report as of March 25, 2021.
M/S/C Corda/Dolcini
Aye: Corda, Dolcini, Grossi
Nay: -
Absent: -
6. Public Forum (non-confidential matters only) - None

7. Principal's Report – Ms. Walsh reported on school updates including enrollment (10 students), school events, upcoming CAASP testing, the March Parents Meeting, upcoming survey of parents and students, out of district families looking at Lincoln for the next school year and campus maintenance. Regarding campus maintenance, we are still waiting for the doors to arrive, the outdoor play structure will be fixed as soon as possible, a window needs to be checked as some water leaked in when it rained in March, March 26th there was an issue with water, but Jim had it fixed and had a low-pressure gauge installed so in the future the pump will stop running if water stops coming in. There was discussion that we might need to replace the water gauge on the water tank to make it easier to tell if the pump is working. Lincoln needs a new US Flag; Sam will see if he has an extra one for school. If not, the Board approved purchasing a new flag which will cost about \$61.59 (plus tax). The Board also approved purchasing a new laminator (not to exceed \$250) as the one at school stopped working.

M/S/C Corda/Dolcini

Aye: Corda, Dolcini, Grossi

Nay: -

Absent: -

8. Interdistrict Transfer (IDT) Agreements – The Board reviewed and approved one outgoing IDT for the 2021-2022 School Year:

Owen Brady

M/S/C Grossi/Dolcini

Aye: Dolcini, Grossi

Nay: -

Abstain: Corda

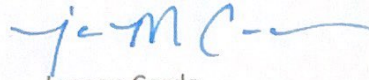
9. School Facility Advisory Committee Update – Sam asked that MCOE let us know when we are able to start using the inside of the Union campus as it relates to Covid regulations. No action necessary.

10. Report on School District Reorganization Activities – The Board received an update on activities from Mr. Grossi who is the Reorganization Subcommittee Member. The Subcommittee and MCOE staff continue their monthly meetings, and we are still on track with the reorganization. There are two upcoming meetings of the Marin County Committee on School District Organization which Lincoln Union and Laguna will need to attend. The dates are May 17th and May 26th. These meetings will be held via zoom. No action necessary.

11. Resolution on Reorganization Plan – The Board took action on the resolution confirming the agreed upon elements of the Reorganization Plan with Laguna. Corda and Grossi need to sign the Resolution and both Corda and Grossi are okay with MCOE using an electronic signature on this document.
Resolution # 04132021-01
M/S/C Corda/Dolcini
Aye: Corda Dolcini, Grossi
Nay: -
Absent: -
12. Renaming the Reorganized School District – The Board discussed the process for renaming the reorganized District. The Board will reach out to the parent community for additional input. So far there have been three names recommended for the new District:
a. Marin Rural
b. Tri Valley
c. Laguna Lincoln Union (aka LLU)
13. Professional Expert Agreement – The Board reviewed a professional expert agreement for Monica Rooney for the 2020-2021 school year. There were some questions about the agreement. Ms. Walsh will discuss with MCOE and if necessary, this item will be brought back at the next meeting. No action taken.
14. Quarterly Report on Williams Uniform Complaint – The Board reviewed and approved the April 2021 quarterly report regarding the Williams Uniform Complaints. There were no complaints.
M/S/C Dolcini/Corda
Aye: Corda, Dolcini, Grossi
Nay: -
Absent: -
15. Ratification of Warrants Paid – The warrants paid as of March 25, 2021 were approved.
M/S/C Dolcini/Corda
Aye: Corda, Dolcini, Grossi
Nay: -
Absent: -
16. Other Business – The Board discussed that there should be no additional bills from Mazzoni & Associates, Inc. Jim will discuss with Mazzoni. Ms. Walsh will work with Mazzoni to have emails from the website directed to her and not to Mazzoni & Associates, Inc.

17. Correspondence – None

18. Adjournment – M/S/C Corda/Dolcini requested to adjourn the meeting at 4:42pm

A handwritten signature in blue ink, appearing to read 'Janeen Corda', with a stylized flourish at the end.

Janeen Corda
Secretary

Public Who Attending This Meeting:

Jenny Lucchesi

Agenda Item 5

COUNTY OF MARIN

DIVISION OF THE DEPARTMENT OF FINANCE



Excellent and responsive fiscal leadership.

Roy Given, CPA
DIRECTOR

April 20, 2021

Mina Martinovich, CPA
ASSISTANT DIRECTOR

Karen Shaw
FINANCE DIVISION CHIEF

Dennis Rodoni, President
Board of Supervisors
County of Marin
3501 Civic Center Dr. #329
San Rafael, CA 94903

Mary Jane Burke
Superintendent of Schools
Marin County Office of Education
P.O. Box 4925
San Rafael, CA 94913

Marin County Schools,
Special Districts, and
MCERA

Marin County Civic Center
3501 Civic Center Drive
Suite 209
PO Box 4220
San Rafael, CA 94913-4220
415 473 6143 T
415 473 3741 F
CRS Dial 711
www.marincounty.org/treas

RE: MONTHLY REPORT OF COUNTY, SCHOOLS AND DISTRICT INVESTMENTS
as of February 28, 2021.

Dear Investment Fund Participants:

The attached Monthly Report of County, Schools and District investments is provided for your review.

* The investments were made pursuant to Government Code Sections 53601, 53635 and comply with the County Treasurer's Statement of Investment Policy. The investment policy provides for:

- Preservation of capital through high quality investments;
- Maintenance of sufficient liquidity to meet participant operating needs; and
- A rate of return consistent with the above objectives.

* Maturities are scheduled to meet participant expenditure requirements for the next six months.

* Attached spreadsheets identify investment type, issuer, maturity date, amount invested and fair market value for each security held. Fair market values were determined by Wells Fargo Institutional Trust Services on all securities except for investments in the Local Agency Investment Fund which was valued at face value by us. Adjustments have been made for premiums, discounts and accrued interest on discount securities to make the book value and fair market value more comparable.

I trust you find this report informative. Should you have any questions or need additional information, please do not hesitate to call me directly at 415.473.3736. You can also visit our website at: <https://www.marincounty.org/depts/df/divisions/treasurer>

Respectfully submitted,

Roy Given
Director of Finance

RG: bg
Attachments

cc: Matthew Hymel, County Administrator
Marin County Treasury Oversight Committee

CA-3



TREASURER DIVISION - DEPARTMENT OF FINANCE
REPORT OF INVESTMENTS - OPERATING FUNDS
COUNTY OF MARIN, SCHOOLS & SPECIAL DISTRICTS

February 28, 2021

Page 1

INVESTMENT #	TYPE	FACE VALUE	STATED RATE	MATURITY DATE	PURCHASE DATE	BOOK VALUE	YTM 360 DAYS	YTM 365 DAYS	DESCRIPTION	MARKET VALUE
142	LA1	255,234.38	2.967	/ /	07/01/2011	255,234.38	0.401	0.407	Local Agency Investment Fund	255,234.38
3490	LA2	0.00	5.170	/ /	07/01/2011	0.00	0.000	0.001	MM-DREYFUS	0.00
9149	LA2	13,185,460.23	0.040	/ /	07/01/2011	13,185,460.23	0.009	0.010	MM-FIDELITY Institutional Gov	13,185,460.23
4366	LA2	0.00	4.930	/ /	07/01/2011	0.00	0.009	0.010	NATIONS Treasury Reserves	0.00
2246	LA2	11,790,434.44	4.760	/ /	07/01/2011	11,790,434.44	0.009	0.010	MM-WELLS FARGO Institutional G	11,790,434.44
12782	FAD	10,000,000.00	0.130	03/01/2021	03/30/2020	9,987,866.67	0.132	0.133	Fed Agric Mtg Corp Discount	10,000,000.00
12793	FAD	3,000,000.00	0.200	03/02/2021	04/07/2020	2,994,516.67	0.203	0.205	Fed Natl Mtg Assoc Disc	3,000,000.00
12794	FAD	3,000,000.00	0.200	03/03/2021	04/07/2020	2,994,500.00	0.203	0.205	Fed Natl Mtg Assoc Disc	3,000,000.00
12795	FAD	3,000,000.00	0.200	03/04/2021	04/07/2020	2,994,483.33	0.203	0.205	Fed Natl Mtg Assoc Disc	3,000,000.00
12796	FAD	8,000,000.00	0.200	03/05/2021	04/07/2020	7,985,244.44	0.203	0.205	Fed Natl Mtg Assoc Disc	8,000,000.00
12797	FAD	7,000,000.00	0.200	03/08/2021	04/08/2020	6,987,011.11	0.203	0.205	Fed Natl Mtg Assoc Disc	6,999,930.00
12798	FAD	3,000,000.00	0.200	03/09/2021	04/08/2020	2,994,416.67	0.203	0.205	Fed Natl Mtg Assoc Disc	2,999,970.00
12821	FAD	3,000,000.00	0.130	03/10/2021	04/22/2020	2,996,511.67	0.131	0.133	Federal Home Loan Discount	2,999,970.00
12915	FAD	3,000,000.00	0.090	03/11/2021	08/28/2020	2,998,537.50	0.091	0.093	Federal Home Loan Discount	2,999,970.00
12916	FAD	3,000,000.00	0.090	03/12/2021	08/28/2020	2,998,530.00	0.091	0.093	Federal Home Loan Discount	2,999,970.00
12862	FAD	10,000,000.00	0.190	03/15/2021	06/17/2020	9,985,697.22	0.193	0.195	Federal Home Loan Discount	9,999,900.00
12773	FAD	3,000,000.00	0.350	03/18/2021	03/19/2020	2,989,383.33	0.355	0.360	Federal Home Loan Discount	2,999,970.00
12774	FAD	8,000,000.00	0.350	03/19/2021	03/19/2020	7,971,611.11	0.355	0.360	Federal Home Loan Discount	7,999,920.00
12822	FAD	5,000,000.00	0.170	03/22/2021	04/23/2020	4,992,137.50	0.172	0.175	Fed Agric Mtg Corp Discount	4,999,900.00
12832	FAD	3,000,000.00	0.160	03/29/2021	04/30/2020	2,995,560.00	0.162	0.164	Federal Home Loan Discount	2,999,940.00
12833	FAD	3,000,000.00	0.160	03/30/2021	04/30/2020	2,995,546.67	0.162	0.164	Federal Home Loan Discount	2,999,940.00
12831	FAD	10,000,000.00	0.180	03/31/2021	04/29/2020	9,983,200.00	0.182	0.185	Federal Home Loan Discount	9,999,800.00

INVESTMENT #	TYPE	FACE VALUE	STATED RATE	MATURITY DATE	PURCHASE DATE	BOOK VALUE	YTM 360 DAYS	YTM 365 DAYS	DESCRIPTION	MARKET VALUE
12834	FAD	8,000,000.00	0.160	03/31/2021	04/30/2020	7,988,088.89	0.162	0.164	Federal Home Loan Discount	7,999,840.00
12877	FAC	10,000,000.00	0.170	04/01/2021	07/01/2020	10,000,000.00	0.167	0.170	Fed Agric Mrg Corp (FarmerMac)	10,001,000.00
12493	FAC	10,000,000.00	1.770	04/05/2021	07/05/2019	9,983,600.00	1.840	1.866	Federal Farm Credit Bank	10,016,300.00
12716	FAC	5,000,000.00	1.600	04/09/2021	01/09/2020	5,000,000.00	1.578	1.600	Federal Farm Credit Bank	5,008,200.00
12805	FAD	60,000,000.00	0.300	04/12/2021	04/13/2020	59,818,000.00	0.304	0.309	Federal Home Loan Discount	59,997,000.00
12814	FAD	15,000,000.00	0.220	04/15/2021	04/15/2020	14,966,541.67	0.223	0.226	Federal Home Loan Discount	14,999,250.00
12835	FAD	15,000,000.00	0.140	04/15/2021	05/05/2020	14,979,875.00	0.142	0.144	Federal Home Loan Discount	14,999,250.00
12828	FAD	8,000,000.00	0.210	04/16/2021	04/28/2020	7,983,526.67	0.213	0.216	Federal Home Loan Discount	7,999,600.00
12829	FAD	5,000,000.00	0.210	04/19/2021	04/28/2020	4,989,616.67	0.213	0.216	Federal Home Loan Discount	4,999,750.00
12825	FAD	3,000,000.00	0.210	04/20/2021	04/24/2020	2,993,682.50	0.213	0.216	Federal Home Loan Discount	2,999,820.00
12917	FAD	3,000,000.00	0.090	04/21/2021	08/28/2020	2,998,230.00	0.091	0.092	Federal Home Loan Discount	2,999,820.00
12823	FAD	4,000,000.00	0.180	04/22/2021	04/24/2020	3,992,740.00	0.182	0.185	Federal Home Loan Discount	3,999,760.00
12844	FAD	3,500,000.00	0.140	04/23/2021	05/26/2020	3,495,481.11	0.142	0.144	Federal Home Loan Discount	3,499,790.00
12845	FAD	5,000,000.00	0.140	04/26/2021	05/27/2020	4,993,505.56	0.142	0.144	Federal Home Loan Discount	4,999,700.00
12846	FAD	3,000,000.00	0.140	04/27/2021	05/27/2020	2,996,091.67	0.142	0.144	Federal Home Loan Discount	2,999,820.00
12847	FAD	3,000,000.00	0.140	04/28/2021	05/27/2020	2,996,080.00	0.142	0.144	Federal Home Loan Discount	2,999,820.00
12848	FAD	3,000,000.00	0.140	04/29/2021	05/27/2020	2,996,068.33	0.142	0.144	Federal Home Loan Discount	2,999,790.00
12842	FAD	26,000,000.00	0.120	04/30/2021	05/26/2020	25,970,620.00	0.121	0.123	Federal Home Loan Discount	25,998,180.00
12849	FAD	10,000,000.00	0.140	05/03/2021	05/29/2020	9,986,816.67	0.142	0.144	Federal Home Loan Discount	9,999,300.00
12919	FAD	3,000,000.00	0.090	05/04/2021	08/31/2020	2,998,155.00	0.090	0.092	Federal Home Loan Discount	2,999,790.00
12920	FAD	3,000,000.00	0.090	05/05/2021	08/31/2020	2,998,147.50	0.090	0.092	Federal Home Loan Discount	2,999,790.00
12836	FAD	4,000,000.00	0.150	05/06/2021	05/08/2020	3,993,950.00	0.152	0.154	Federal Home Loan Discount	3,999,720.00
12921	FAD	5,000,000.00	0.090	05/07/2021	09/01/2020	4,996,900.00	0.090	0.092	Federal Home Loan Discount	4,999,650.00
12930	FAD	3,000,000.00	0.080	05/10/2021	09/25/2020	2,998,486.67	0.080	0.081	Federal Home Loan Discount	2,999,760.00
12931	FAD	3,000,000.00	0.080	05/11/2021	09/25/2020	2,998,480.00	0.080	0.081	Federal Home Loan Discount	2,999,760.00
12932	FAD	5,000,000.00	0.080	05/12/2021	09/25/2020	4,997,455.56	0.080	0.081	Federal Home Loan Discount	4,999,600.00
12878	FAD	3,000,000.00	0.130	05/13/2021	07/02/2020	2,996,587.50	0.132	0.133	Fed Natl Mtg Assoc Disc	2,999,760.00

INVESTMENT #	TYPE	FACE VALUE	STATED RATE	MATURITY DATE	PURCHASE DATE	BOOK VALUE	YTM 360 DAYS	YTM 365 DAYS	DESCRIPTION	MARKET VALUE
12855	FAD	8,000,000.00	0.120	05/14/2021	06/15/2020	7,991,120.00	0.121	0.123	Federal Home Loan Discount	7,999,360.00
12459	FAC	5,000,000.00	2.250	05/17/2021	05/17/2019	4,998,650.00	2.232	2.263	Federal Farm Credit Bank	5,023,250.00
12935	FAD	3,000,000.00	0.070	05/18/2021	10/07/2020	2,998,699.17	0.070	0.071	Federal Home Loan Discount	2,999,730.00
12933	FAD	5,000,000.00	0.080	05/19/2021	09/25/2020	4,997,377.78	0.080	0.081	Federal Home Loan Discount	4,999,550.00
12929	FAD	3,000,000.00	0.090	05/20/2021	09/22/2020	2,998,200.00	0.090	0.092	Federal Home Loan Discount	2,999,730.00
12936	FAD	3,000,000.00	0.070	05/21/2021	10/07/2020	2,998,681.67	0.070	0.071	Federal Home Loan Discount	2,999,730.00
12923	FAD	3,000,000.00	0.100	05/24/2021	09/08/2020	2,997,850.00	0.101	0.102	Federal Home Loan Discount	2,999,730.00
12924	FAD	3,000,000.00	0.100	05/25/2021	09/08/2020	2,997,841.67	0.101	0.102	Federal Home Loan Discount	2,999,730.00
12925	FAD	3,000,000.00	0.100	05/27/2021	09/08/2020	2,997,825.00	0.101	0.102	Federal Home Loan Discount	2,999,700.00
12955	FAD	25,000,000.00	0.105	05/28/2021	10/20/2020	24,983,958.33	0.106	0.107	Federal Home Loan Discount	24,997,500.00
12851	FAD	5,000,000.00	0.180	06/01/2021	06/04/2020	4,990,950.00	0.182	0.185	Fed Agric Mtg Corp Discount	4,999,350.00
12913	FAD	5,000,000.00	0.090	06/01/2021	08/27/2020	4,996,525.00	0.091	0.092	Federal Home Loan Discount	4,999,350.00
12856	FAD	7,000,000.00	0.120	06/02/2021	06/15/2020	6,991,786.67	0.121	0.123	Federal Home Loan Discount	6,999,090.00
12914	FAD	4,551,000.00	0.110	06/03/2021	08/28/2020	4,547,120.27	0.111	0.113	Federal Home Loan Discount	4,550,408.37
12857	FAD	8,000,000.00	0.170	06/04/2021	06/15/2020	7,986,626.67	0.172	0.174	Federal Home Loan Bank	7,998,960.00
12858	FAD	3,000,000.00	0.170	06/07/2021	06/15/2020	2,994,942.50	0.172	0.174	Federal Home Loan Discount	2,999,580.00
12859	FAD	3,000,000.00	0.170	06/08/2021	06/15/2020	2,994,928.33	0.172	0.174	Federal Home Loan Discount	2,999,580.00
12943	FAD	3,000,000.00	0.080	06/09/2021	10/09/2020	2,998,380.00	0.081	0.082	Federal Home Loan Discount	2,999,580.00
12959	FAD	3,000,000.00	0.070	06/10/2021	10/23/2020	2,998,658.33	0.070	0.071	Federal Home Loan Discount	2,999,580.00
12860	FAD	8,000,000.00	0.170	06/11/2021	06/15/2020	7,986,362.22	0.172	0.174	Federal Home Loan Discount	7,998,880.00
12879	FAD	8,000,000.00	0.130	06/14/2021	07/06/2020	7,990,091.11	0.132	0.133	Fed Natl Mtg Assoc Disc	7,998,800.00
13023	FAD	10,000,000.00	0.060	06/15/2021	12/07/2020	9,996,833.33	0.060	0.061	Federal Home Loan Discount	9,998,500.00
12880	FAD	3,000,000.00	0.130	06/15/2021	07/06/2020	2,996,273.33	0.131	0.133	Fed Natl Mtg Assoc Disc	2,999,550.00
12881	FAD	3,000,000.00	0.130	06/16/2021	07/06/2020	2,996,262.50	0.131	0.133	Fed Natl Mtg Assoc Disc	2,999,550.00
12864	FAD	3,000,000.00	0.180	06/17/2021	06/22/2020	2,994,600.00	0.182	0.185	Federal Home Loan Discount	2,999,550.00
12938	FAD	5,000,000.00	0.080	06/18/2021	10/08/2020	4,997,188.89	0.081	0.082	Federal Home Loan Discount	4,999,250.00
12939	FAD	3,000,000.00	0.080	06/21/2021	10/08/2020	2,998,293.33	0.081	0.082	Federal Home Loan Discount	2,999,520.00

INVESTMENT #	TYPE	FACE VALUE	STATED RATE	MATURITY DATE	PURCHASE DATE	BOOK VALUE	YTM 360 DAYS	YTM 365 DAYS	DESCRIPTION	MARKET VALUE
12940	FAD	3,000,000.00	0.080	06/22/2021	10/08/2020	2,998,286.67	0.081	0.082	Federal Home Loan Discount	2,999,520.00
12941	FAD	5,000,000.00	0.080	06/23/2021	10/08/2020	4,997,133.33	0.081	0.082	Federal Home Loan Discount	4,999,200.00
12944	FAD	5,000,000.00	0.080	06/24/2021	10/09/2020	4,997,133.33	0.081	0.082	Federal Home Loan Discount	4,999,200.00
12904	FAD	19,606,000.00	0.115	06/25/2021	08/18/2020	19,586,521.98	0.116	0.118	Federal Home Loan Discount	19,602,863.04
13077	FAC	5,000,000.00	0.045	06/28/2021	02/16/2021	4,999,910.00	0.049	0.049	Federal Home Loan Bank	4,999,850.00
12903	FAD	10,000,000.00	0.115	06/28/2021	08/17/2020	9,989,937.50	0.116	0.118	Federal Home Loan Discount	9,998,400.00
12948	FAD	3,000,000.00	0.080	06/28/2021	10/14/2020	2,998,286.67	0.081	0.082	Federal Home Loan Discount	2,999,520.00
12872	FAC	5,000,000.00	0.125	06/29/2021	06/29/2020	4,997,250.00	0.177	0.180	Federal Home Loan Bank	5,001,450.00
12937	FAD	5,000,000.00	0.080	06/30/2021	10/07/2020	4,997,044.44	0.081	0.082	Federal Home Loan Discount	4,999,150.00
12947	FAD	12,000,000.00	0.080	07/01/2021	10/14/2020	11,993,066.67	0.081	0.082	Federal Home Loan Discount	11,997,960.00
12954	FAD	6,000,000.00	0.080	07/02/2021	10/20/2020	5,996,600.00	0.081	0.082	Federal Home Loan Discount	5,998,980.00
12960	FAD	3,000,000.00	0.080	07/06/2021	10/23/2020	2,998,293.33	0.081	0.082	Federal Home Loan Discount	2,999,460.00
12965	FAD	3,000,000.00	0.070	07/07/2021	10/29/2020	2,998,535.83	0.070	0.071	Federal Home Loan Discount	2,999,460.00
12966	FAD	3,000,000.00	0.070	07/08/2021	10/29/2020	2,998,530.00	0.070	0.071	Federal Home Loan Discount	2,999,460.00
12928	FAD	10,000,000.00	0.090	07/09/2021	09/22/2020	9,992,750.00	0.091	0.092	Federal Home Loan Discount	9,998,200.00
12918	FAD	5,000,000.00	0.090	07/12/2021	08/28/2020	4,996,025.00	0.091	0.092	Federal Home Loan Discount	4,999,100.00
12967	FAD	3,000,000.00	0.070	07/13/2021	10/29/2020	2,998,500.83	0.070	0.071	Federal Home Loan Discount	2,999,430.00
12968	FAD	3,000,000.00	0.070	07/15/2021	10/29/2020	2,998,489.17	0.070	0.071	Federal Home Loan Discount	2,999,430.00
12969	FAD	3,000,000.00	0.060	07/16/2021	11/02/2020	2,998,720.00	0.060	0.061	Federal Home Loan Discount	2,999,430.00
12970	FAD	3,000,000.00	0.060	07/19/2021	11/02/2020	2,998,705.00	0.060	0.061	Federal Home Loan Discount	2,999,430.00
12971	FAD	3,000,000.00	0.060	07/20/2021	11/02/2020	2,998,700.00	0.060	0.061	Federal Home Loan Discount	2,999,400.00
12972	FAD	3,000,000.00	0.060	07/22/2021	11/02/2020	2,998,690.00	0.060	0.061	Federal Home Loan Discount	2,999,400.00
12956	FAD	8,000,000.00	0.080	07/23/2021	10/20/2020	7,995,093.33	0.081	0.082	Federal Home Loan Discount	7,998,400.00
12961	FAD	7,000,000.00	0.080	07/26/2021	10/26/2020	6,995,753.33	0.081	0.082	Federal Home Loan Discount	6,998,600.00
12826	FAC	5,000,000.00	0.250	07/27/2021	04/27/2020	4,999,350.00	0.256	0.260	Federal Farm Credit Bank	5,004,050.00
13024	FAD	75,000,000.00	0.065	07/28/2021	12/08/2020	74,968,583.34	0.065	0.066	Federal Home Loan Discount	74,984,250.00
12912	FAD	10,000,000.00	0.100	07/30/2021	08/26/2020	9,990,611.11	0.101	0.102	Federal Home Loan Discount	9,997,900.00

INVESTMENT #	TYPE	FACE VALUE	STATED RATE	MATURITY DATE	PURCHASE DATE	BOOK VALUE	YTM 360 DAYS	YTM 365 DAYS	DESCRIPTION	MARKET VALUE
12949	FAD	5,000,000.00	0.080	08/02/2021	10/15/2020	4,996,766.67	0.081	0.082	Federal Home Loan Discount	4,998,700.00
12978	FAD	3,000,000.00	0.060	08/03/2021	11/09/2020	2,998,665.00	0.060	0.061	Federal Home Loan Discount	2,999,220.00
12979	FAD	3,000,000.00	0.060	08/04/2021	11/09/2020	2,998,660.00	0.060	0.061	Federal Home Loan Discount	2,999,220.00
12985	FAD	3,000,000.00	0.060	08/05/2021	11/13/2020	2,998,675.00	0.060	0.061	Federal Home Loan Discount	2,999,220.00
12934	FAD	10,000,000.00	0.080	08/06/2021	09/28/2020	9,993,066.67	0.081	0.082	Federal Home Loan Discount	9,997,400.00
12962	FAD	7,000,000.00	0.080	08/09/2021	10/27/2020	6,995,551.11	0.081	0.082	Federal Home Loan Discount	6,998,110.00
12974	FAD	5,000,000.00	0.060	08/10/2021	11/03/2020	4,997,666.67	0.060	0.061	Federal Home Loan Discount	4,998,650.00
12982	FAD	4,000,000.00	0.060	08/11/2021	11/12/2020	3,998,186.67	0.060	0.061	Federal Home Loan Discount	3,998,920.00
12837	FAC	5,000,000.00	0.160	08/12/2021	05/12/2020	4,998,450.00	0.182	0.184	Federal Farm Credit Bank	5,002,400.00
12983	FAD	5,000,000.00	0.060	08/13/2021	11/13/2020	4,997,725.00	0.060	0.061	Federal Home Loan Discount	4,998,650.00
12986	FAD	3,000,000.00	0.060	08/16/2021	11/13/2020	2,998,620.00	0.060	0.061	Federal Home Loan Discount	2,999,160.00
12989	FAD	3,500,000.00	0.070	08/17/2021	11/16/2020	3,498,135.28	0.070	0.071	Federal Home Loan Discount	3,499,020.00
12988	FAD	4,000,000.00	0.060	08/18/2021	11/16/2020	3,998,166.67	0.060	0.061	Federal Home Loan Discount	3,998,880.00
12992	FAD	3,000,000.00	0.080	08/19/2021	11/18/2020	2,998,173.33	0.080	0.082	Federal Home Loan Discount	2,999,160.00
12905	FAC	5,000,000.00	0.125	08/20/2021	08/20/2020	5,000,000.00	0.123	0.125	Federal Home Loan Bank	5,002,050.00
12991	FAD	4,000,000.00	0.080	08/20/2021	11/17/2020	3,997,546.67	0.080	0.082	Federal Home Loan Discount	3,998,840.00
12976	FAD	7,000,000.00	0.060	08/23/2021	11/05/2020	6,996,605.00	0.060	0.061	Federal Home Loan Discount	6,997,970.00
12993	FAD	3,000,000.00	0.080	08/24/2021	11/18/2020	2,998,140.00	0.080	0.082	Federal Home Loan Discount	2,999,130.00
12990	FAD	5,000,000.00	0.070	08/25/2021	11/17/2020	4,997,268.06	0.070	0.071	Federal Home Loan Discount	4,998,550.00
12911	FAC	5,000,000.00	0.125	08/26/2021	08/26/2020	4,999,660.00	0.130	0.131	Federal Home Loan Bank	5,002,100.00
12946	FAD	18,000,000.00	0.080	08/27/2021	10/13/2020	17,987,280.00	0.081	0.082	Federal Home Loan Discount	17,994,600.00
12963	FAD	9,000,000.00	0.080	08/30/2021	10/28/2020	8,993,880.00	0.081	0.082	Federal Home Loan Discount	8,997,300.00
12996	FAD	18,000,000.00	0.060	08/31/2021	11/19/2020	17,991,450.00	0.060	0.061	Federal Home Loan Discount	17,994,600.00
12997	FAD	10,000,000.00	0.060	09/01/2021	11/19/2020	9,995,233.33	0.060	0.061	Federal Home Loan Discount	9,996,400.00
13017	FAD	3,000,000.00	0.060	09/02/2021	12/07/2020	2,998,655.00	0.060	0.061	Federal Home Loan Discount	2,998,920.00
12942	FAD	12,000,000.00	0.080	09/03/2021	10/08/2020	11,991,200.00	0.081	0.082	Federal Home Loan Discount	11,995,680.00
13022	FAD	5,000,000.00	0.060	09/07/2021	12/07/2020	4,997,716.67	0.060	0.061	Federal Home Loan Discount	4,998,150.00


INVESTMENT #	TYPE	FACE VALUE	STATED RATE	MATURITY DATE	PURCHASE DATE	BOOK VALUE	YTM 360 DAYS	YTM 365 DAYS	DESCRIPTION	MARKET VALUE
12994	FAD	4,000,000.00	0.080	09/08/2021	11/18/2020	3,997,386.67	0.080	0.082	Federal Home Loan Discount	3,998,520.00
13020	FAD	3,000,000.00	0.060	09/09/2021	12/07/2020	2,998,620.00	0.060	0.061	Federal Home Loan Discount	2,998,890.00
12927	FAC	5,000,000.00	0.125	09/10/2021	09/10/2020	4,999,650.00	0.130	0.132	Federal Home Loan Bank	5,002,200.00
13018	FAD	3,000,000.00	0.060	09/13/2021	12/07/2020	2,998,600.00	0.060	0.061	Federal Home Loan Discount	2,998,860.00
13019	FAD	3,000,000.00	0.060	09/14/2021	12/07/2020	2,998,595.00	0.060	0.061	Federal Home Loan Discount	2,998,860.00
12951	FAD	3,000,000.00	0.115	09/15/2021	10/19/2020	2,996,827.92	0.116	0.118	Federal Home Loan Discount	2,998,860.00
11877	MC1	42,000.00	3.560	09/15/2021	09/15/2017	42,000.00	3.511	3.560	MARIN COUNTY	42,000.00
12952	FAD	3,000,000.00	0.115	09/16/2021	10/19/2020	2,996,818.33	0.116	0.118	Federal Home Loan Discount	2,998,830.00
12540	FAC	5,000,000.00	1.625	09/17/2021	09/17/2019	4,992,500.00	1.678	1.701	Federal Farm Credit Bank	5,042,750.00
12953	FAD	7,000,000.00	0.115	09/20/2021	10/19/2020	6,992,486.67	0.116	0.118	Federal Home Loan Discount	6,997,270.00
13021	FAD	3,000,000.00	0.060	09/21/2021	12/07/2020	2,998,560.00	0.060	0.061	Federal Home Loan Discount	2,998,800.00
13030	FAD	3,000,000.00	0.065	09/22/2021	12/10/2020	2,998,450.83	0.065	0.066	Federal Home Loan Discount	2,998,800.00
13031	FAD	3,000,000.00	0.065	09/23/2021	12/10/2020	2,998,445.42	0.065	0.066	Federal Home Loan Discount	2,998,800.00
13032	FAD	3,000,000.00	0.065	09/24/2021	12/10/2020	2,998,440.00	0.065	0.066	Federal Home Loan Discount	2,998,800.00
13033	FAD	3,000,000.00	0.065	09/27/2021	12/10/2020	2,998,423.75	0.065	0.066	Federal Home Loan Discount	2,998,770.00
13034	FAD	3,000,000.00	0.065	09/28/2021	12/10/2020	2,998,418.33	0.065	0.066	Federal Home Loan Discount	2,998,770.00
13035	FAD	3,000,000.00	0.065	09/29/2021	12/10/2020	2,998,412.92	0.065	0.066	Federal Home Loan Discount	2,998,770.00
12995	FAD	21,000,000.00	0.080	09/30/2021	11/19/2020	20,985,300.00	0.081	0.082	Federal Home Loan Bank	20,991,390.00
12981	FAD	15,000,000.00	0.060	10/01/2021	11/10/2020	14,991,875.00	0.060	0.061	Federal Home Loan Discount	14,993,700.00
12964	FAD	7,000,000.00	0.080	10/04/2021	10/28/2020	6,994,695.56	0.081	0.082	Federal Home Loan Discount	6,997,060.00
13036	FAD	3,000,000.00	0.065	10/05/2021	12/11/2020	2,998,385.83	0.065	0.066	Federal Home Loan Discount	2,998,740.00
13037	FAD	3,000,000.00	0.065	10/06/2021	12/11/2020	2,998,380.42	0.065	0.066	Federal Home Loan Discount	2,998,710.00
13038	FAD	3,000,000.00	0.065	10/07/2021	12/11/2020	2,998,375.00	0.065	0.066	Federal Home Loan Discount	2,998,710.00
13039	FAD	3,000,000.00	0.065	10/08/2021	12/11/2020	2,998,369.58	0.065	0.066	Federal Home Loan Discount	2,998,710.00
13040	FAD	3,000,000.00	0.065	10/12/2021	12/11/2020	2,998,347.92	0.065	0.066	Federal Home Loan Discount	2,998,680.00
12945	FAD	3,000,000.00	0.120	10/13/2021	10/13/2020	2,996,350.00	0.121	0.123	Federal Home Loan Discount	2,998,680.00
12958	FAD	4,000,000.00	0.080	10/14/2021	10/22/2020	3,996,826.67	0.081	0.082	Federal Home Loan Discount	3,998,240.00

INVESTMENT #	TYPE	FACE VALUE	STATED RATE	MATURITY DATE	PURCHASE DATE	BOOK VALUE	YTM 360 DAYS	YTM 365 DAYS	DESCRIPTION	MARKET VALUE
12957	FAD	8,000,000.00	0.080	10/15/2021	10/22/2020	7,993,635.56	0.081	0.082	Federal Home Loan Discount	7,996,480.00
13026	FAD	8,000,000.00	0.065	10/18/2021	12/09/2020	7,995,478.89	0.065	0.066	Federal Home Loan Discount	7,996,400.00
12950	FAC	5,000,000.00	0.125	10/19/2021	10/19/2020	4,999,660.00	0.130	0.131	Federal Home Loan Bank	5,002,550.00
13041	FAD	5,000,000.00	0.065	10/20/2021	12/11/2020	4,997,174.31	0.065	0.066	Federal Home Loan Discount	4,997,750.00
13001	FAD	3,000,000.00	0.050	10/21/2021	11/20/2020	2,998,604.17	0.050	0.051	Federal Home Loan Discount	2,998,650.00
13046	FAD	3,000,000.00	0.070	10/22/2021	12/15/2020	2,998,185.83	0.070	0.071	Federal Home Loan Discount	2,998,620.00
13002	FAD	3,000,000.00	0.050	10/25/2021	11/20/2020	2,998,587.50	0.050	0.051	Federal Home Loan Discount	2,998,620.00
13047	FAD	3,000,000.00	0.070	10/26/2021	12/15/2020	2,998,162.50	0.070	0.071	Federal Home Loan Discount	2,998,620.00
13003	FAD	5,000,000.00	0.050	10/27/2021	11/20/2020	4,997,631.94	0.050	0.051	Federal Home Loan Discount	4,997,650.00
13048	FAD	3,000,000.00	0.070	10/28/2021	12/15/2020	2,998,150.83	0.070	0.071	Federal Home Loan Discount	2,998,590.00
12876	FAC	20,000,000.00	0.180	10/29/2021	07/01/2020	20,000,000.00	0.177	0.180	Fed Agric Mrg Corp (FarmerMac)	20,015,200.00
12975	FAD	5,000,000.00	0.060	10/29/2021	11/04/2020	4,997,008.33	0.060	0.061	Federal Home Loan Discount	4,997,650.00
12973	FAD	5,000,000.00	0.120	11/01/2021	11/03/2020	4,993,950.00	0.121	0.123	Federal Farm Credit Bank Disc	4,997,300.00
13000	FAD	10,000,000.00	0.060	11/01/2021	11/19/2020	9,994,216.67	0.060	0.061	Federal Home Loan Discount	9,994,600.00
12998	FAD	10,000,000.00	0.060	11/02/2021	11/19/2020	9,994,200.00	0.060	0.061	Federal Home Loan Discount	9,994,500.00
12999	FAD	8,000,000.00	0.060	11/05/2021	11/19/2020	7,995,320.00	0.060	0.061	Federal Home Loan Discount	7,995,600.00
13025	FAD	3,000,000.00	0.070	11/08/2021	12/09/2020	2,998,051.67	0.070	0.071	Federal Home Loan Discount	2,998,320.00
13029	FAD	3,000,000.00	0.070	11/09/2021	12/09/2020	2,998,045.83	0.070	0.071	Federal Home Loan Discount	2,998,320.00
13028	FAD	3,000,000.00	0.070	11/10/2021	12/09/2020	2,998,040.00	0.070	0.071	Federal Home Loan Discount	2,998,320.00
12984	FAD	5,000,000.00	0.120	11/12/2021	11/13/2020	4,993,933.33	0.121	0.123	Federal Farm Credit Bank Disc	4,997,150.00
13027	FAD	3,000,000.00	0.070	11/12/2021	12/09/2020	2,998,028.33	0.070	0.071	Federal Home Loan Discount	2,998,290.00
13006	FAD	8,000,000.00	0.050	11/15/2021	11/24/2020	7,996,044.44	0.050	0.051	Federal Home Loan Discount	7,995,360.00
13012	FAD	3,000,000.00	0.090	11/16/2021	12/02/2020	2,997,382.50	0.091	0.092	Federal Home Loan Discount	2,998,260.00
13013	FAD	4,000,000.00	0.090	11/17/2021	12/02/2020	3,996,500.00	0.091	0.092	Federal Home Loan Discount	3,997,680.00
13014	FAD	3,000,000.00	0.090	11/18/2021	12/02/2020	2,997,367.50	0.091	0.092	Federal Home Loan Discount	2,998,260.00
13015	FAD	4,000,000.00	0.090	11/19/2021	12/02/2020	3,996,480.00	0.091	0.092	Federal Home Loan Discount	3,997,680.00
13007	FAD	3,000,000.00	0.050	11/22/2021	11/24/2020	2,998,487.50	0.050	0.051	Federal Home Loan Discount	2,998,230.00

INVESTMENT #	TYPE	FACE VALUE	STATED RATE	MATURITY DATE	PURCHASE DATE	BOOK VALUE	YTM 360 DAYS	YTM 365 DAYS	DESCRIPTION	MARKET VALUE
13008	FAD	9,000,000.00	0.050	11/24/2021	11/24/2020	8,995,437.50	0.050	0.051	Federal Home Loan Discount	8,994,600.00
13016	FAD	8,000,000.00	0.090	11/24/2021	12/02/2020	7,992,860.00	0.091	0.092	Federal Home Loan Discount	7,995,200.00
12910	FAC	10,000,000.00	0.140	11/29/2021	08/25/2020	10,000,000.00	0.138	0.140	Fed Agric Mrg Corp (FarmerMac)	10,004,100.00
13009	FAC	5,000,000.00	0.100	11/30/2021	11/30/2020	4,999,675.00	0.105	0.106	Federal Farm Credit Bank	5,000,550.00
13010	FAD	15,000,000.00	0.070	11/30/2021	11/30/2020	14,989,354.17	0.071	0.071	Federal Home Loan Discount	14,990,850.00
13011	FAC	10,000,000.00	0.125	12/01/2021	12/01/2020	10,000,000.00	0.123	0.125	Fed Agric Mrg Corp (FarmerMac)	10,000,000.00
13058	FAD	18,000,000.00	0.070	12/07/2021	01/05/2021	17,988,240.00	0.070	0.071	Federal Home Loan Discount	17,990,100.00
13056	FAD	8,000,000.00	0.070	12/10/2021	12/28/2020	7,994,602.22	0.070	0.071	Federal Home Loan Discount	7,995,600.00
13055	FAD	4,000,000.00	0.070	12/13/2021	12/28/2020	3,997,277.78	0.071	0.071	Federal Home Loan Discount	3,997,760.00
13042	FAC	5,000,000.00	0.090	12/14/2021	12/14/2020	4,999,685.00	0.094	0.096	Federal Home Loan Bank	5,001,100.00
13045	FAD	50,000,000.00	0.085	12/15/2021	12/15/2020	49,956,909.72	0.086	0.087	Federal Home Loan Discount	49,968,000.00
13054	FAD	50,000,000.00	0.070	12/15/2021	12/22/2020	49,965,194.44	0.071	0.071	Federal Home Loan Discount	49,968,000.00
13057	FAD	10,000,000.00	0.070	12/15/2021	12/30/2020	9,993,194.44	0.071	0.071	Federal Home Loan Discount	9,993,600.00
13065	FAD	10,000,000.00	0.070	12/15/2021	01/25/2021	9,993,700.00	0.070	0.071	Federal Home Loan Discount	9,993,600.00
13066	FAD	10,000,000.00	0.070	12/15/2021	01/26/2021	9,993,719.44	0.070	0.071	Federal Home Loan Discount	9,993,600.00
13049	FAC	5,000,000.00	0.090	12/16/2021	12/16/2020	4,999,940.00	0.089	0.091	Federal Home Loan Bank	5,001,100.00
13059	FAD	19,000,000.00	0.070	12/17/2021	01/05/2021	18,987,217.22	0.070	0.071	Federal Home Loan Discount	18,987,650.00
13051	FAD	8,000,000.00	0.050	12/20/2021	12/21/2020	7,995,955.56	0.050	0.051	Federal Home Loan Discount	7,994,800.00
13052	FAD	4,000,000.00	0.050	12/21/2021	12/21/2020	3,997,972.22	0.050	0.051	Federal Home Loan Discount	3,997,360.00
13060	FAD	3,500,000.00	0.070	12/22/2021	01/11/2021	3,497,652.08	0.070	0.071	Federal Home Loan Discount	3,497,690.00
13063	FAD	8,000,000.00	0.070	12/23/2021	01/21/2021	7,994,773.33	0.070	0.071	Federal Home Loan Discount	7,994,720.00
13064	FAD	4,000,000.00	0.070	12/27/2021	01/22/2021	3,997,363.33	0.070	0.071	Federal Home Loan Discount	3,997,320.00
13062	FAD	4,500,000.00	0.070	12/28/2021	01/20/2021	4,497,007.50	0.070	0.071	Federal Home Loan Discount	4,496,985.00
13061	FAD	5,000,000.00	0.070	12/29/2021	01/12/2021	4,996,587.50	0.070	0.071	Federal Home Loan Discount	4,996,650.00
13067	FAD	3,000,000.00	0.040	12/30/2021	01/28/2021	2,998,880.00	0.040	0.041	Federal Home Loan Discount	2,997,960.00
13068	FAD	3,000,000.00	0.040	12/31/2021	01/28/2021	2,998,876.67	0.040	0.041	Federal Home Loan Discount	2,997,960.00
13069	FAD	3,000,000.00	0.040	01/03/2022	02/02/2021	2,998,883.33	0.040	0.041	Federal Home Loan Discount	2,997,690.00

INVESTMENT #	TYPE	FACE VALUE	STATED RATE	MATURITY DATE	PURCHASE DATE	BOOK VALUE	YTM 360 DAYS	YTM 365 DAYS	DESCRIPTION	MARKET VALUE
13070	FAD	3,000,000.00	0.040	01/04/2022	02/02/2021	2,998,880.00	0.040	0.041	Federal Home Loan Discount	2,997,690.00
13076	FAD	13,000,000.00	0.020	01/07/2022	02/16/2021	12,997,652.78	0.020	0.020	Federal Home Loan Discount	12,989,860.00
13082	FAD	20,000,000.00	0.020	01/31/2022	02/26/2021	19,996,233.33	0.020	0.020	Federal Home Loan Discount	19,983,200.00
12041	MC1	100,000.00	3.560	02/01/2022	02/13/2018	100,117.04	3.507	3.555	MARIN COUNTY	100,117.04
13072	FAD	3,000,000.00	0.055	02/03/2022	02/08/2021	2,998,350.00	0.055	0.056	Federal Home Loan Discount	2,997,450.00
13071	FAD	13,000,000.00	0.055	02/04/2022	02/08/2021	12,992,830.14	0.055	0.056	Federal Home Loan Discount	12,988,950.00
13075	FAD	7,000,000.00	0.060	02/07/2022	02/11/2021	6,995,788.33	0.060	0.061	Federal Home Loan Discount	6,993,980.00
13078	FAD	3,000,000.00	0.060	02/08/2022	02/17/2021	2,998,220.00	0.060	0.061	Federal Home Loan Discount	2,997,420.00
13073	FAC	5,000,000.00	0.070	02/09/2022	02/09/2021	4,999,445.00	0.079	0.081	Federal Farm Credit Bank	4,998,200.00
13079	FAD	3,000,000.00	0.060	02/10/2022	02/17/2021	2,998,210.00	0.060	0.061	Federal Home Loan Discount	2,997,420.00
13080	FAD	4,551,000.00	0.060	02/11/2022	02/17/2021	4,548,276.99	0.060	0.061	Federal Home Loan Discount	4,547,040.63
13081	FAC	10,000,000.00	0.100	02/22/2022	02/22/2021	10,000,000.00	0.098	0.100	Fed Agric Mrg Corp (FarmerMac)	10,000,000.00
11738	RRP	177,905.05	4.500	02/28/2022	03/01/2017	177,905.05	4.438	4.500	MARIN COUNTY	177,905.05
12770	FAC	5,000,000.00	0.625	03/18/2022	03/18/2020	5,000,000.00	0.616	0.625	Federal Farm Credit Bank	5,025,850.00
12840	FAC	5,000,000.00	0.300	05/17/2022	05/15/2020	5,000,000.00	0.295	0.299	Fed Home Ln Mtg Corp	5,001,300.00
12843	FAC	5,000,000.00	0.270	05/26/2022	05/26/2020	5,000,000.00	0.266	0.270	Fed Home Ln Mtg Corp	5,000,450.00
13074	FAC	10,000,000.00	0.100	06/29/2022	02/10/2021	10,000,000.00	0.098	0.100	Fed Agric Mrg Corp (FarmerMac)	9,992,000.00
12873	FAC	5,000,000.00	0.300	06/30/2022	06/30/2020	5,000,000.00	0.295	0.300	Fed Home Ln Mtg Corp	5,002,600.00
12884	FAC	5,000,000.00	0.250	07/20/2022	07/20/2020	5,000,000.00	0.246	0.250	Fed Home Ln Mtg Corp	5,001,050.00
12891	FAC	5,000,000.00	0.250	07/28/2022	07/28/2020	5,000,000.00	0.246	0.250	Fed Home Ln Mtg Corp	5,000,900.00
12894	FAC	5,000,000.00	0.250	07/29/2022	07/29/2020	5,000,000.00	0.246	0.250	Fed Home Ln Mtg Corp	4,998,450.00
11869	RRP	981,129.53	4.500	09/01/2022	09/01/2017	981,129.53	4.438	4.500	MARIN COUNTY	981,129.53
11878	MC1	40,000.00	3.648	09/15/2022	09/15/2017	40,000.00	3.598	3.648	MARIN COUNTY	40,000.00
12883	FAC	5,000,000.00	0.300	10/14/2022	07/14/2020	5,000,000.00	0.295	0.300	Fed Home Ln Mtg Corp	5,002,100.00
12892	FAC	5,000,000.00	0.300	10/28/2022	07/28/2020	5,000,000.00	0.295	0.300	Fed Home Ln Mtg Corp	5,002,300.00
12977	FAC	5,000,000.00	0.200	11/21/2022	11/06/2020	5,000,000.00	0.197	0.199	Fed Agric Mrg Corp (FarmerMac)	5,002,400.00
13004	FAC	5,000,000.00	0.125	11/23/2022	11/23/2020	4,996,500.00	0.157	0.160	Federal Farm Credit Bank	4,999,000.00

INVESTMENT #	TYPE	FACE VALUE	STATED RATE	MATURITY DATE	PURCHASE DATE	BOOK VALUE	YTM 360 DAYS	YTM 365 DAYS	DESCRIPTION	MARKET VALUE
13005	FAC	5,000,000.00	0.190	11/23/2022	11/23/2020	5,000,000.00	0.187	0.190	Fed Home Ln Mtg Corp	5,000,050.00
12662	RRP	203,419.75	3.500	12/05/2022	12/05/2019	203,419.75	3.452	3.500	MARIN COUNTY	203,419.75
13044	FAC	5,000,000.00	0.200	12/15/2022	12/15/2020	5,000,000.00	0.197	0.200	Fed Home Ln Mtg Corp	5,000,950.00
13050	FAC	5,000,000.00	0.200	12/16/2022	12/16/2020	5,000,000.00	0.197	0.200	Fed Home Ln Mtg Corp	4,998,450.00
13053	FAC	6,000,000.00	0.180	12/22/2022	12/22/2020	6,000,000.00	0.177	0.180	Fed Agric Mrg Corp (FarmerMac)	5,995,080.00
12042	MC1	100,000.00	3.648	02/01/2023	02/13/2018	100,119.93	3.593	3.643	MARIN COUNTY	100,119.93
13043	FAC	5,000,000.00	0.220	03/14/2023	12/14/2020	5,000,000.00	0.216	0.220	Fed Home Ln Mtg Corp	4,995,200.00
12980	RRP	400,000.00	4.000	11/01/2025	11/01/2020	400,000.00	3.945	4.000	MARIN COUNTY	400,000.00
		1,617,983,583.38					1,616,708,185.44			1,617,686,107.39
		AMORTIZATION & ACCRETION OF PREMIUMS & DISCOUNTS					1,859.68			ACCRUED INTEREST DISCOUNT INVESTMENTS
		1,617,983,583.38					1,616,710,045.12			1,617,686,107.39



TREASURER DIVISION - DEPARTMENT OF FINANCE
 PORTFOLIO SUMMARY REPORT - OPERATING FUNDS
 COUNTY OF MARIN, SCHOOLS & SPECIAL DISTRICTS
 February 28, 2021

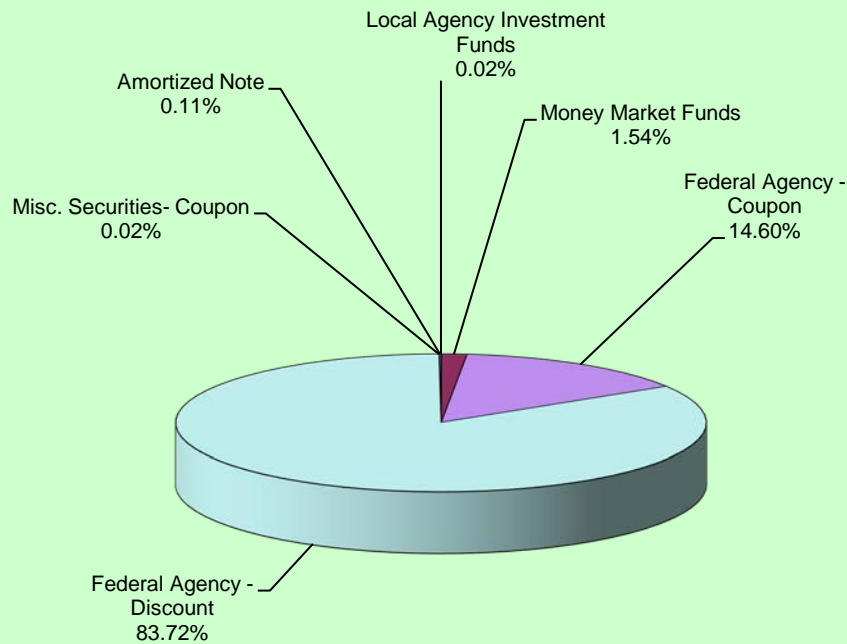
DESCRIPTION	ENDING BALANCE February 28, 2021	AVERAGE BALANCE February 28, 2021	WEIGHTED AVERAGE DAYS TO MATURITY	ANNUALIZED YIELD February 28, 2021	YIELD February 28, 2021
LOCAL AGENCY INVESTMENT FUNDS	\$255,234.38	\$255,234.38	1	0.407	0.407
MONEY MARKET FUNDS	\$24,975,894.67	\$36,886,608.96	1	0.010	0.010
FEDERAL AGENCY ISSUES - COUPON	\$235,963,925.00	\$222,954,065.71	338	0.412	0.362
FEDERAL AGENCY ISSUES - DISCOUNT	\$1,353,468,440.09	\$1,364,289,084.08	170	0.107	0.104
TREASURY SECURITIES - COUPON					
TREASURY SECURITIES - DISCOUNT		\$2,568,716.07		0.157	
MISC SECURITIES - COUPON	\$282,236.97	\$282,000.00	478	3.604	3.601
AMORTIZED NOTE	\$1,762,454.33	\$1,926,618.25	804	4.663	4.271
TOTALS & AVERAGES	\$1,616,708,185.44	\$1,629,162,327.45	193	0.152%	0.146%


The Local Agency Investment Funds is an open ended account and is not included in the total weighted days to maturity.

**Treasurer Division - Department of Finance
Portfolio Yield Report - Operating Funds
County of Marin, Schools & Special Districts
February 28, 2021**

INVESTMENT HOLDINGS	BOOK VALUE	2/28/21
Local Agency Investment Funds	\$255,234.38	0.407%
Money Market Funds	\$24,975,894.67	0.010%
Federal Agency - Coupon	\$235,963,925.00	0.362%
Federal Agency - Discount	\$1,353,468,440.09	0.104%
Misc. Securities- Coupon	\$282,236.97	3.601%
Amortized Note	\$1,762,454.33	4.271%
TOTAL	\$1,616,708,185.44	0.146%

PORTFOLIO ALLOCATION





TREASURER DIVISION - DEPARTMENT OF FINANCE

REPORT OF INVESTMENTS - NON-OPERATING FUNDS

CHILDREN & FAMILIES COMMISSION

February 28, 2021

Page 1

INVESTMENT #	TYPE	FACE VALUE	MATURITY DATE	PURCHASE DATE	BOOK VALUE	YTM 360 DAYS	YTM 365 DAYS	DESCRIPTION	MARKET VALUE
101	LA2	106,012.50	/ /	/ /	106,012.50	0.401	0.407	LOCAL AGENCY INVESTMENT FUND	106,012.50
		106,012.50			106,012.50				106,012.50



TREASURER DIVISION - DEPARTMENT OF FINANCE

REPORT OF INVESTMENTS - NON-OPERATING FUNDS

SAN RAFAEL SCHOOLS

February 28, 2021

Page 1

INVESTMENT #	TYPE	FACE VALUE	MATURITY DATE	PURCHASE DATE	BOOK VALUE	YTM 360 DAYS	YTM 365 DAYS	DESCRIPTION	MARKET VALUE
687	LA1	0.00	/ /	/ /	0.00	5.181	5.253	LOCAL AGENCY INVESTMENT FUND	0.00
746	LA1	459,211.30	/ /	/ /	459,211.30	0.401	0.407	LOCAL AGENCY INVESTMENT FUND	459,211.30
		459,211.30			459,211.30				459,211.30
AMORTIZATION & ACCRETION OF PREMIUMS & DISCOUNTS					-0-				
		459,211.30			459,211.30				459,211.30

Agenda Item 6

Account classifications selected										Field ranges selected		
	FD	RESC	Y	OBJT	SO	GOAL	FUNC	LOC	ACT	GRP	FI	RANGE
1.	-	-	-	.	-	-	-	-	-	-		
2.	-	-	-	.	-	-	-	-	-	-		
3.	-	-	-	.	-	-	-	-	-	-		
4.	-	-	-	.	-	-	-	-	-	-		
5.	-	-	-	.	-	-	-	-	-	-		
6.	-	-	-	.	-	-	-	-	-	-		
7.	-	-	-	.	-	-	-	-	-	-		
8.	-	-	-	.	-	-	-	-	-	-		
9.	-	-	-	.	-	-	-	-	-	-		
10.	-	-	-	.	-	-	-	-	-	-		

Sort / Rollup on : FUND
 Restricted Field : 02 RESOURCE
 Separation Option : No Separation of Restricted and UnRestricted
 Extraction Type : Restricted and UnRestricted
 Starting Budget : Working
 Budget Transfers : N = Not included
 GL Transactions : Approved Only
 Pre-Encumbrances : Included
 Account Description: Not Shown
 Detail sort : Date
 Detail Line Format : 1
 Report prepared : 04/27/2021 07:37:09

FUND :01 GENERAL FUND

FD	RESC	Y	OBJT	SO	GOAL	FUNC	LOC	ACT	GRP	REFERENCE	DATE	DESC	WRK BUDGET	RECEIVED/ EXPENDED	ENCUMBERED	BALANCE
8011												LCFF STATE AID-CURR YEAR				
												BALANCE FORWARD 03/26/2021	136,358.00	66,578.00	0.00	69,780.00
												** NO ACTIVITY THIS PERIOD **				
****	51.2%											ENDING BALANCE 04/27/2021	136,358.00	66,578.00	0.00	69,780.00
8012												EDUCATION PROTECTION ACCOUNT				
												BALANCE FORWARD 03/26/2021	1,196.00	598.00	0.00	598.00
												** NO ACTIVITY THIS PERIOD **				
****	50.0%											ENDING BALANCE 04/27/2021	1,196.00	598.00	0.00	598.00
8021												HOMEOWNERS EXEMPTION				
												BALANCE FORWARD 03/26/2021	756.00	460.09	0.00	295.91
												** NO ACTIVITY THIS PERIOD **				
****	39.1%											ENDING BALANCE 04/27/2021	756.00	460.09	0.00	295.91
8041												SECURED TAX ROLLS				
												BALANCE FORWARD 03/26/2021	143,447.00	85,979.47	0.00	57,467.53
												** NO ACTIVITY THIS PERIOD **				
****	40.1%											ENDING BALANCE 04/27/2021	143,447.00	85,979.47	0.00	57,467.53
8042												UNSECURED ROLL TAXES				
												BALANCE FORWARD 03/26/2021	3,981.00	3,911.78	0.00	69.22
												** NO ACTIVITY THIS PERIOD **				
****	1.7%											ENDING BALANCE 04/27/2021	3,981.00	3,911.78	0.00	69.22
8043												PRIOR YEARS TAXES				
												BALANCE FORWARD 03/26/2021	1,843.00	99.26	0.00	1,743.74
												** NO ACTIVITY THIS PERIOD **				
****	94.6%											ENDING BALANCE 04/27/2021	1,843.00	99.26	0.00	1,743.74
8044												SUPPLEMENTAL TAXES				
												BALANCE FORWARD 03/26/2021	0.00	1.80	0.00	1.80-
												** NO ACTIVITY THIS PERIOD **				
****	OVERDRAWN											ENDING BALANCE 04/27/2021	0.00	1.80	0.00	1.80-
8181												SPEC ED-ENTITL PER UDC (IDEA)				
												BALANCE FORWARD 03/26/2021	1,363.00	0.00	0.00	1,363.00
												** NO ACTIVITY THIS PERIOD **				
****	100.0%											ENDING BALANCE 04/27/2021	1,363.00	0.00	0.00	1,363.00
8290												ALL OTHER FEDERAL REVENUES				
												BALANCE FORWARD 03/26/2021	22,066.00	21,625.00	0.00	441.00
												** NO ACTIVITY THIS PERIOD **				
****	2.0%											ENDING BALANCE 04/27/2021	22,066.00	21,625.00	0.00	441.00

FUND :01 GENERAL FUND										WRK BUDGET	RECEIVED/ EXPENDED	ENCUMBERED	BALANCE		
FD	RESC	Y	OBJT	SO	GOAL	FUNC	LOC	ACT	GRP	REFERENCE DATE	DESC				
8550						MANDATED COST REIMBURSEMENTS									
						BALANCE FORWARD 03/26/2021						195.00	192.00	0.00	3.00
						** NO ACTIVITY THIS PERIOD **									
****	1.5%					ENDING BALANCE 04/27/2021						195.00	192.00	0.00	3.00
8560						STATE LOTTERY REVENUE									
						BALANCE FORWARD 03/26/2021						1,250.00	0.00	0.00	1,250.00
						** NO ACTIVITY THIS PERIOD **									
****	100.0%					ENDING BALANCE 04/27/2021						1,250.00	0.00	0.00	1,250.00
8590						ALL OTHER STATE REVENUES									
						BALANCE FORWARD 03/26/2021						11,099.00	449.00	0.00	10,650.00
						** NO ACTIVITY THIS PERIOD **									
****	96.0%					ENDING BALANCE 04/27/2021						11,099.00	449.00	0.00	10,650.00
8660						INTEREST									
						BALANCE FORWARD 03/26/2021						3,500.00	1,059.11	0.00	2,440.89
						** NO ACTIVITY THIS PERIOD **									
****	69.7%					ENDING BALANCE 04/27/2021						3,500.00	1,059.11	0.00	2,440.89
8699						ALL OTHER LOCAL REVENUES									
						BALANCE FORWARD 03/26/2021						761.00	760.84	0.00	0.16
						** NO ACTIVITY THIS PERIOD **									
****	0.0%					ENDING BALANCE 04/27/2021						761.00	760.84	0.00	0.16
8782						ALL OTHR TSFRS FRM COUNTY OFCE									
						BALANCE FORWARD 03/26/2021						744.00	0.00	0.00	744.00
						** NO ACTIVITY THIS PERIOD **									
****	100.0%					ENDING BALANCE 04/27/2021						744.00	0.00	0.00	744.00
8792						TSF OF APPORT FROM COE									
						BALANCE FORWARD 03/26/2021						3,097.00	1,703.00	0.00	1,394.00
						** NO ACTIVITY THIS PERIOD **									
****	45.0%					ENDING BALANCE 04/27/2021						3,097.00	1,703.00	0.00	1,394.00
8912						INTFD TF BETWN GEN & SPEC RES									
						BALANCE FORWARD 03/26/2021						5,830.00	0.00	0.00	5,830.00
						** NO ACTIVITY THIS PERIOD **									
****	100.0%					ENDING BALANCE 04/27/2021						5,830.00	0.00	0.00	5,830.00
8980						CONTRIBUTIONS FR UNRESTR REV									
						BALANCE FORWARD 03/26/2021						0.00	0.00	0.00	0.00
						** NO ACTIVITY THIS PERIOD **									
****						ENDING BALANCE 04/27/2021						0.00	0.00	0.00	0.00
****	8000					TOTALS:						337,486.00	183,417.35	0.00	154,068.65

FUND :01 GENERAL FUND										WRK BUDGET	RECEIVED/ EXPENDED	ENCUMBERED	BALANCE		
FD	RESC	Y	OBJT	SO	GOAL	FUNC	LOC	ACT	GRP	REFERENCE DATE	DESC				
1110											CERTIFICATED TEACHER ~ REGULAR				
											BALANCE FORWARD 03/26/2021	71,859.00	42,559.02	0.00	29,299.98
01-0000-0-1110.00-1110-1010-035-000-000										PY-033121 03/31/21	PY-03/31		7,093.17		22,206.81
											TOTAL ACTIVITY	0.00	7,093.17	0.00	
****	30.9%										ENDING BALANCE 04/27/2021	71,859.00	49,652.19	0.00	22,206.81
1120											CERTIFICATED TEACHER ~ HOURLY				
											BALANCE FORWARD 03/26/2021	6,480.00	4,880.00	0.00	1,600.00
01-9252-0-1120.00-1390-1010-035-000-000										PY-040921 04/09/21	PY-04/09		900.00		700.00
											TOTAL ACTIVITY	0.00	900.00	0.00	
****	10.8%										ENDING BALANCE 04/27/2021	6,480.00	5,780.00	0.00	700.00
1130											CERTIFICATED TEACHER-EXTRA DTY				
											BALANCE FORWARD 03/26/2021	2,140.00	2,140.00	0.00	0.00
											** NO ACTIVITY THIS PERIOD **				
****	0.0%										ENDING BALANCE 04/27/2021	2,140.00	2,140.00	0.00	0.00
1150											TEACHER SUBSTITUTE-NON-ILLNESS				
											BALANCE FORWARD 03/26/2021	1,600.00	160.00	0.00	1,440.00
01-0000-0-1150.00-1110-1010-035-000-000										PY-040921 04/09/21	PY-04/09		320.00		1,120.00
											TOTAL ACTIVITY	0.00	320.00	0.00	
****	70.0%										ENDING BALANCE 04/27/2021	1,600.00	480.00	0.00	1,120.00
1170											CERTIFICATED TEACHER-OTHER PAY				
											BALANCE FORWARD 03/26/2021	3,420.00	1,170.00	0.00	2,250.00
01-0000-0-1170.00-1454-1010-035-000-000										PY-040921 04/09/21	PY-04/09		360.00		1,890.00
											TOTAL ACTIVITY	0.00	360.00	0.00	
****	55.3%										ENDING BALANCE 04/27/2021	3,420.00	1,530.00	0.00	1,890.00
1311											PRINCIPAL				
											BALANCE FORWARD 03/26/2021	6,954.00	4,728.78	0.00	2,225.22
01-0000-0-1311.00-1110-2700-020-000-000										PY-033121 03/31/21	PY-03/31		788.13		1,437.09
											TOTAL ACTIVITY	0.00	788.13	0.00	
****	20.7%										ENDING BALANCE 04/27/2021	6,954.00	5,516.91	0.00	1,437.09
****1000											TOTALS:	92,453.00	65,099.10	0.00	27,353.90
2110											INSTRUCTIONAL AIDE ~ REGULAR				
											BALANCE FORWARD 03/26/2021	35,635.00	22,676.50	0.00	12,958.50
01-0000-0-2110.00-1110-1010-035-000-000										PE-000000 03/31/21	PAYROLL 0			9,718.50	3,240.00
01-0000-0-2110.00-1110-1010-035-000-000										PY-033121 03/31/21	PY-03/31		3,239.50		0.50
											TOTAL ACTIVITY	0.00	3,239.50	9,718.50	
****	0.0%										ENDING BALANCE 04/27/2021	35,635.00	25,916.00	9,718.50	0.50

FUND :01 GENERAL FUND										
FD	RESC	Y	OBJT	SO	GOAL	FUNC	LOC	ACT	GRP	REFERENCE DATE
										DESC
										WRK BUDGET
										RECEIVED/ EXPENDED
										ENCUMBERED
										BALANCE
2160										INSTRUCTIONAL AIDE SUB-ILLNESS
										BALANCE FORWARD 03/26/2021
										1,600.00
										0.00
										0.00
										1,600.00
****100.0%										ENDING BALANCE 04/27/2021
										1,600.00
										0.00
										0.00
										100.00-
2190										PROFESSIONAL EXPERT~ OTHER PAY
										BALANCE FORWARD 03/26/2021
										60.00
										160.00
										0.00
										100.00-
****OVERDRAWN										ENDING BALANCE 04/27/2021
										60.00
										160.00
										0.00
										100.00-
2210										CLASSIFIED SUPPORT ~ REGULAR
										BALANCE FORWARD 03/26/2021
										1,062.00
										1,062.44
										0.00
										0.44-
****OVERDRAWN										ENDING BALANCE 04/27/2021
										1,062.00
										1,062.44
										0.00
										0.44-
2230										CLASSIFIED SUPPORT-EXTRA DUTY
										BALANCE FORWARD 03/26/2021
										0.00
										65.43
										0.00
										65.43-
****OVERDRAWN										ENDING BALANCE 04/27/2021
										0.00
										65.43
										0.00
										65.43-
2990										PROFESSIONAL EXPERT
										BALANCE FORWARD 03/26/2021
										1,800.00
										1,137.50
										0.00
										662.50
01-0000-0-2990.00-1235-1010-035-000-000										PY-040921 04/09/21 PY-04/09
										200.00
										462.50
										0.00
										200.00
**** 25.7%										ENDING BALANCE 04/27/2021
										1,800.00
										1,337.50
										0.00
										462.50
****2000 TOTALS:										
										40,157.00
										28,541.37
										9,718.50
										1,897.13
3101										STRS ~ CERTIFICATED POSITIONS
										BALANCE FORWARD 03/26/2021
										25,028.52
										8,796.55
										0.00
										16,231.97
01-0000-0-3101.00-1110-1010-035-000-000										PY-033121 03/31/21 BN-EOM
										1,145.55
										15,086.42
01-0000-0-3101.00-1110-2700-020-000-000										PY-033121 03/31/21 BN-EOM
										127.28
										14,959.14
01-0000-0-3101.00-1110-1010-035-000-000										PY-040921 04/09/21 BN-MID
										51.68
										14,907.46
01-9252-0-3101.00-1390-1010-035-000-000										PY-040921 04/09/21 BN-MID
										145.35
										14,762.11
										0.00
										1,469.86
										0.00
**** 59.0%										ENDING BALANCE 04/27/2021
										25,028.52
										10,266.41
										0.00
										14,762.11
3202										PERS ~ CLASSIFIED POSITIONS
										BALANCE FORWARD 03/26/2021
										7,376.00
										4,694.06
										0.00
										2,681.94
01-0000-0-3202.00-1110-1010-035-000-000										PE-000000 03/31/21 PAYROLL 0
										2,011.73
										670.21
01-0000-0-3202.00-1110-1010-035-000-000										PY-033121 03/31/21 BN-EOM
										670.58
										0.37-
										670.58
										2,011.73
****OVERDRAWN										ENDING BALANCE 04/27/2021
										7,376.00
										5,364.64
										2,011.73
										0.37-

FUND :01 GENERAL FUND																
FD	RESC	Y	OBJT	SO	GOAL	FUNC	LOC	ACT	GRP	REFERENCE	DATE	DESC	WRK BUDGET	RECEIVED/ EXPENDED	ENCUMBERED	BALANCE

3302			SOCIAL SECURITY (OASDI)~CLASSI													
			BALANCE FORWARD 03/26/2021										2,491.00	1,552.62	0.00	938.38
01-0000-0-3302.00-1110-1010-035-000-000										PE-0000000	03/31/21	PAYROLL 0			602.55	335.83
01-0000-0-3302.00-1110-1010-035-000-000										PY-033121	03/31/21	BN-EOM		200.85		134.98
01-0000-0-3302.00-1235-1010-035-000-000										PY-040921	04/09/21	BN-MID		12.40		122.58
			TOTAL ACTIVITY										0.00	213.25	602.55	
****	4.9%		ENDING BALANCE 04/27/2021										2,491.00	1,765.87	602.55	122.58
3311			MEDICARE - CERTIFICATED													
			BALANCE FORWARD 03/26/2021										1,340.96	780.67	0.00	560.29
01-0000-0-3311.00-1110-1010-035-000-000										PY-033121	03/31/21	BN-EOM		98.94		461.35
01-0000-0-3311.00-1110-2700-020-000-000										PY-033121	03/31/21	BN-EOM		10.99		450.36
01-0000-0-3311.00-1454-1010-035-000-000										PY-040921	04/09/21	BN-MID		5.22		445.14
01-0000-0-3311.00-1110-1010-035-000-000										PY-040921	04/09/21	BN-MID		4.64		440.50
01-9252-0-3311.00-1390-1010-035-000-000										PY-040921	04/09/21	BN-MID		13.05		427.45
			TOTAL ACTIVITY										0.00	132.84	0.00	
****	31.9%		ENDING BALANCE 04/27/2021										1,340.96	913.51	0.00	427.45
3312			MEDICARE - CLASSIFIED													
			BALANCE FORWARD 03/26/2021										582.00	363.96	0.00	218.04
01-0000-0-3312.00-1110-1010-035-000-000										PE-0000000	03/31/21	PAYROLL 0			140.92	77.12
01-0000-0-3312.00-1110-1010-035-000-000										PY-033121	03/31/21	BN-EOM		46.97		30.15
01-0000-0-3312.00-1235-1010-035-000-000										PY-040921	04/09/21	BN-MID		2.90		27.25
			TOTAL ACTIVITY										0.00	49.87	140.92	
****	4.7%		ENDING BALANCE 04/27/2021										582.00	413.83	140.92	27.25
3401			HEALTH & WELFARE CERTIFICATED													
			BALANCE FORWARD 03/26/2021										11,600.00	6,953.49	0.00	4,646.51
01-0000-0-3401.00-1110-1010-035-000-000										PY-033121	03/31/21	BN-EOM		1,035.48		3,611.03
01-0000-0-3401.00-1110-2700-020-000-000										PY-033121	03/31/21	BN-EOM		115.04		3,495.99
			TOTAL ACTIVITY										0.00	1,150.52	0.00	
****	30.1%		ENDING BALANCE 04/27/2021										11,600.00	8,104.01	0.00	3,495.99
3402			HEALTH & WELFARE CLASSIFIED													
			BALANCE FORWARD 03/26/2021										16,799.00	11,228.38	0.00	5,570.62
01-0000-0-3402.00-1110-1010-035-000-000										PE-0000000	03/31/21	PAYROLL 0			3,171.51	2,399.11
01-0000-0-3402.00-1110-1010-035-000-000										PY-033121	03/31/21	BN-EOM		1,057.17		1,341.94
01-0000-0-3402.00-0000-7100-035-000-000										PV-210249	04/14/21	MSIA-DENT		124.04		1,217.90
01-0000-0-3402.00-0000-7100-035-000-000										PV-210249	04/14/21	MSIA-DENT		124.04		1,093.86
01-0000-0-3402.00-0000-7100-115-000-000										PV-210249	04/14/21	MSIA-DENT		124.04		969.82
			TOTAL ACTIVITY										0.00	1,429.29	3,171.51	
****	5.8%		ENDING BALANCE 04/27/2021										16,799.00	12,657.67	3,171.51	969.82

FUND :01 GENERAL FUND

FD	RESC	Y	OBJT	SO	GOAL	FUNC	LOC	ACT	GRP	REFERENCE	DATE	DESC	WRK BUDGET	RECEIVED/ EXPENDED	ENCUMBERED	BALANCE
3501												UNEMPLOYMENT INS CERTIFICATED				
												BALANCE FORWARD 03/26/2021	45.24	27.83	0.00	17.41
01-0000-0-3501.00-1110-2700-020-000-000										PY-033121	03/31/21	BN-EOM		0.39		17.02
01-0000-0-3501.00-1110-1010-035-000-000										PY-033121	03/31/21	BN-EOM		3.55		13.47
01-0000-0-3501.00-1454-1010-035-000-000										PY-040921	04/09/21	BN-MID		0.18		13.29
01-9252-0-3501.00-1390-1010-035-000-000										PY-040921	04/09/21	BN-MID		0.45		12.84
01-0000-0-3501.00-1110-1010-035-000-000										PY-040921	04/09/21	BN-MID		0.16		12.68
												TOTAL ACTIVITY	0.00	4.73	0.00	
**** 28.0%												ENDING BALANCE 04/27/2021	45.24	32.56	0.00	12.68
3502												UNEMPLOYMENT INS ~ CLASSIFIED				
												BALANCE FORWARD 03/26/2021	16.00	12.54	0.00	3.46
01-0000-0-3502.00-1110-1010-035-000-000										PE-000000	03/31/21	PAYROLL 0			4.86	1.40-
01-0000-0-3502.00-1110-1010-035-000-000										PY-033121	03/31/21	BN-EOM		1.62		3.02-
01-0000-0-3502.00-1235-1010-035-000-000										PY-040921	04/09/21	BN-MID		0.10		3.12-
												TOTAL ACTIVITY	0.00	1.72	4.86	
****OVERDRAWN												ENDING BALANCE 04/27/2021	16.00	14.26	4.86	3.12-
3601												WORKERS COMP ~ CERTIFICATED				
												BALANCE FORWARD 03/26/2021	960.26	577.52	0.00	382.74
01-0000-0-3601.00-1110-1010-035-000-000										PY-033121	03/31/21	BN-EOM		73.63		309.11
01-0000-0-3601.00-1110-2700-020-000-000										PY-033121	03/31/21	BN-EOM		8.18		300.93
01-0000-0-3601.00-1454-1010-035-000-000										PY-040921	04/09/21	BN-MID		3.74		297.19
01-9252-0-3601.00-1390-1010-035-000-000										PY-040921	04/09/21	BN-MID		9.34		287.85
01-0000-0-3601.00-1110-1010-035-000-000										PY-040921	04/09/21	BN-MID		3.32		284.53
												TOTAL ACTIVITY	0.00	98.21	0.00	
**** 29.6%												ENDING BALANCE 04/27/2021	960.26	675.73	0.00	284.53
3602												WORKERS COMP ~ CLASSIFIED				
												BALANCE FORWARD 03/26/2021	407.00	260.62	0.00	146.38
01-0000-0-3602.00-1110-1010-035-000-000										PE-000000	03/31/21	PAYROLL 0			100.88	45.50
01-0000-0-3602.00-1110-1010-035-000-000										PY-033121	03/31/21	BN-EOM		33.63		11.87
01-0000-0-3602.00-1235-1010-035-000-000										PY-040921	04/09/21	BN-MID		2.08		9.79
												TOTAL ACTIVITY	0.00	35.71	100.88	
**** 2.4%												ENDING BALANCE 04/27/2021	407.00	296.33	100.88	9.79
****3000 TOTALS:													66,645.98	40,504.82	6,032.45	20,108.71
4100												APPRVD TEXTBOOKS & CORE CURR M				
												BALANCE FORWARD 03/26/2021	4,491.00	5,026.39	0.00	535.39-
												** NO ACTIVITY THIS PERIOD **				
****OVERDRAWN												ENDING BALANCE 04/27/2021	4,491.00	5,026.39	0.00	535.39-

FUND :01 GENERAL FUND

FD	RESC	Y	OBJT	SO	GOAL	FUNC	LOC	ACT	GRP	REFERENCE	DATE	DESC	WRK BUDGET	RECEIVED/ EXPENDED	ENCUMBERED	BALANCE
4300												MATERIALS & SUPPLIES				
												BALANCE FORWARD 03/26/2021	10,908.32	6,046.78	0.00	4,861.54
												PV-210237 03/26/21 STAPLES		43.28		4,818.26
												PV-210238 03/26/21 STAPLES		52.90		4,765.36
												PV-210238 03/26/21 STAPLES		52.91		4,712.45
												PV-210239 03/26/21 STAPLES		81.49		4,630.96
												PV-210240 03/26/21 STAPLES		52.90		4,578.06
												PV-210240 03/26/21 STAPLES		52.91		4,525.15
												PV-210241 03/26/21 STAPLES		102.73		4,422.42
												PV-210241 03/26/21 STAPLES		102.73		4,319.69
												TOTAL ACTIVITY	0.00	541.85	0.00	
****	39.6%											ENDING BALANCE 04/27/2021	10,908.32	6,588.63	0.00	4,319.69
4400												NONCAPITALIZED EQUIPMENT				
												BALANCE FORWARD 03/26/2021	12,752.00	6,326.33	0.00	6,425.67
												PV-210233 03/26/21 APPLE COM		300.84		6,124.83
												PV-210247 04/02/21 APPLE COM		4,334.60		1,790.23
												TOTAL ACTIVITY	0.00	4,635.44	0.00	
****	14.0%											ENDING BALANCE 04/27/2021	12,752.00	10,961.77	0.00	1,790.23
4453												NC FURNITURE REPLACEMENT				
												BALANCE FORWARD 03/26/2021	100.00	0.00	0.00	100.00
												** NO ACTIVITY THIS PERIOD **				
****	100.0%											ENDING BALANCE 04/27/2021	100.00	0.00	0.00	100.00
****	4000 TOTALS:												28,251.32	22,576.79	0.00	5,674.53
5200												TRAVEL & CONFERENCES				
												BALANCE FORWARD 03/26/2021	177.00	0.00	0.00	177.00
												** NO ACTIVITY THIS PERIOD **				
****	100.0%											ENDING BALANCE 04/27/2021	177.00	0.00	0.00	177.00
5210												CONFERENCES				
												BALANCE FORWARD 03/26/2021	287.00	0.00	0.00	287.00
												** NO ACTIVITY THIS PERIOD **				
****	100.0%											ENDING BALANCE 04/27/2021	287.00	0.00	0.00	287.00
5230												MILEAGE				
												BALANCE FORWARD 03/26/2021	175.00	0.00	0.00	175.00
												** NO ACTIVITY THIS PERIOD **				
****	100.0%											ENDING BALANCE 04/27/2021	175.00	0.00	0.00	175.00

FUND :01 GENERAL FUND

FD	RESC	Y	OBJT	SO	GOAL	FUNC	LOC	ACT	GRP	REFERENCE	DATE	DESC	WRK BUDGET	RECEIVED/ EXPENDED	ENCUMBERED	BALANCE
5300												DUES & MEMBERSHIPS				
												BALANCE FORWARD 03/26/2021	425.00	425.00	0.00	0.00
												** NO ACTIVITY THIS PERIOD **				
****	0.0%											ENDING BALANCE 04/27/2021	425.00	425.00	0.00	0.00
5400												INSURANCE				
												BALANCE FORWARD 03/26/2021	1,344.00	1,344.00	0.00	0.00
												** NO ACTIVITY THIS PERIOD **				
****	0.0%											ENDING BALANCE 04/27/2021	1,344.00	1,344.00	0.00	0.00
5510												ELECTRICITY				
												BALANCE FORWARD 03/26/2021	5,256.00	3,171.97	0.00	2,084.03
												01-0000-0-5510.00-0000-8200-115-000-000 PV-210243 03/26/21 P.G. & E.		90.46		1,993.57
												01-0000-0-5510.00-0000-8200-035-000-000 PV-210243 03/26/21 P.G. & E.		62.04		1,931.53
												01-0000-0-5510.00-0000-8200-115-000-000 PV-210243 03/26/21 P.G. & E.		76.94		1,854.59
												01-0000-0-5510.00-0000-8200-035-000-000 PV-210243 03/26/21 P.G. & E.		334.66		1,519.93
												TOTAL ACTIVITY	0.00	564.10	0.00	
****	28.9%											ENDING BALANCE 04/27/2021	5,256.00	3,736.07	0.00	1,519.93
5535												WATER				
												BALANCE FORWARD 03/26/2021	440.00	430.73	0.00	9.27
												01-0000-0-5535.00-0000-8200-035-000-000 PV-210254 04/21/21 ALHAMBRA		40.92		31.65-
												TOTAL ACTIVITY	0.00	40.92	0.00	
****	OVERDRAWN											ENDING BALANCE 04/27/2021	440.00	471.65	0.00	31.65-
5550												DISPOSAL/GARBAGE REMOVAL				
												BALANCE FORWARD 03/26/2021	2,180.00	1,237.40	0.00	942.60
												01-0000-0-5550.00-0000-8200-115-000-000 PV-210250 04/14/21 RECOLOGY		53.80		888.80
												01-0000-0-5550.00-0000-8200-035-000-000 PV-210250 04/14/21 RECOLOGY		107.60		781.20
												TOTAL ACTIVITY	0.00	161.40	0.00	
****	35.8%											ENDING BALANCE 04/27/2021	2,180.00	1,398.80	0.00	781.20
5610												EQUIPMENT REPAIR				
												BALANCE FORWARD 03/26/2021	500.00	0.00	0.00	500.00
												** NO ACTIVITY THIS PERIOD **				
****	100.0%											ENDING BALANCE 04/27/2021	500.00	0.00	0.00	500.00
5615												MAINT CONTRACTS/BLDGS & GROUND				
												BALANCE FORWARD 03/26/2021	4,300.00	3,205.00	0.00	1,095.00
												01-0000-0-5615.00-0000-8200-115-000-000 PV-210248 04/14/21 BRAD BROW		240.00		855.00
												TOTAL ACTIVITY	0.00	240.00	0.00	
****	19.9%											ENDING BALANCE 04/27/2021	4,300.00	3,445.00	0.00	855.00

FUND :01 GENERAL FUND

FD	RESC	Y	OBJT	SO	GOAL	FUNC	LOC	ACT	GRP	REFERENCE	DATE	DESC	WRK BUDGET	RECEIVED/ EXPENDED	ENCUMBERED	BALANCE
5620												MAINTENANCE CONTRACTS/EQUIPMEN				
												BALANCE FORWARD 03/26/2021	200.00	75.00	0.00	125.00
												** NO ACTIVITY THIS PERIOD **				
****	62.5%											ENDING BALANCE 04/27/2021	200.00	75.00	0.00	125.00
5803												ADVERTISING				
												BALANCE FORWARD 03/26/2021	300.00	127.00	0.00	173.00
												** NO ACTIVITY THIS PERIOD **				
****	57.7%											ENDING BALANCE 04/27/2021	300.00	127.00	0.00	173.00
5809												AUDIT FEES				
												BALANCE FORWARD 03/26/2021	7,600.00	0.00	0.00	7,600.00
												01-0000-0-5809.00-0000-7191-035-000-000 PV-210244 04/02/21 STEPHEN R	6,930.00			670.00
												01-0000-0-5809.00-0000-7191-035-000-000 PV-210252 04/21/21 STEPHEN R	790.00			120.00-
												TOTAL ACTIVITY	0.00	7,720.00	0.00	
****	OVERDRAWN											ENDING BALANCE 04/27/2021	7,600.00	7,720.00	0.00	120.00-
5814												ELECTIONS				
												BALANCE FORWARD 03/26/2021	340.00	250.00	0.00	90.00
												** NO ACTIVITY THIS PERIOD **				
****	26.5%											ENDING BALANCE 04/27/2021	340.00	250.00	0.00	90.00
5819												FIELD TRIPS				
												BALANCE FORWARD 03/26/2021	50.00	0.00	0.00	50.00
												** NO ACTIVITY THIS PERIOD **				
****	100.0%											ENDING BALANCE 04/27/2021	50.00	0.00	0.00	50.00
5821												FINGERPRINTING				
												BALANCE FORWARD 03/26/2021	50.00	0.00	0.00	50.00
												** NO ACTIVITY THIS PERIOD **				
****	100.0%											ENDING BALANCE 04/27/2021	50.00	0.00	0.00	50.00
5829												LEGAL SERVICE				
												BALANCE FORWARD 03/26/2021	1,792.00	1,792.00	0.00	0.00
												01-0000-0-5829.00-0000-7100-035-000-000 PV-210242 03/26/21 SCHOOL &	84.00			84.00-
												TOTAL ACTIVITY	0.00	84.00	0.00	
****	OVERDRAWN											ENDING BALANCE 04/27/2021	1,792.00	1,876.00	0.00	84.00-
5835												NPA CONTRACTS				
												BALANCE FORWARD 03/26/2021	5,363.00	2,375.00	0.00	2,988.00
												01-6500-0-5835.00-5770-1182-035-000-000 PV-210251 04/14/21 SHURA, SA	380.00			2,608.00
												TOTAL ACTIVITY	0.00	380.00	0.00	
****	48.6%											ENDING BALANCE 04/27/2021	5,363.00	2,755.00	0.00	2,608.00

FUND		:01		GENERAL FUND															
FD	RESC	Y	OBJT	SO	GOAL	FUNC	LOC	ACT	GRP	REFERENCE	DATE	DESC	WRK	BUDGET	RECEIVED/ EXPENDED	ENCUMBERED	BALANCE		

5839			OTHER FEES																
					BALANCE FORWARD 03/26/2021											361.00	362.08	0.00	1.08-
			** NO ACTIVITY THIS PERIOD **																
****	OVERDRAWN				ENDING BALANCE 04/27/2021											361.00	362.08	0.00	1.08-
5840			OTHER CONTRACT SERVICES																
					BALANCE FORWARD 03/26/2021											54,690.00	21,124.00	0.00	33,566.00
01-0000-0-5840.00-0000-8300-035-000-000										PV-210234	03/26/21	BAY ALARM			156.27		33,409.73		
01-0000-0-5840.00-0000-8300-035-000-000										PV-210234	03/26/21	BAY ALARM			116.40		33,293.33		
01-0000-0-5840.00-0000-8300-115-000-000										PV-210235	03/26/21	BAY ALARM			181.08		33,112.25		
01-0000-0-5840.00-0000-8300-115-000-000										PV-210236	03/26/21	BAY ALARM			173.07		32,939.18		
01-0000-0-5840.00-0000-8100-035-000-000										PV-210255	04/21/21	DUN-RITE			1,560.00		31,379.18		
01-0000-0-5840.00-0000-8100-035-000-000										PV-210256	04/21/21	AROLO COM			312.99		31,066.19		
01-0000-0-5840.00-0000-8100-035-000-000										PV-210257	04/21/21	AROLO COM			621.75		30,444.44		
					TOTAL ACTIVITY											0.00	3,121.56	0.00	
****	55.7%				ENDING BALANCE 04/27/2021											54,690.00	24,245.56	0.00	30,444.44
5900			COMMUNICATIONS																
					BALANCE FORWARD 03/26/2021											3,750.00	792.34	0.00	2,957.66
			** NO ACTIVITY THIS PERIOD **																
****	78.9%				ENDING BALANCE 04/27/2021											3,750.00	792.34	0.00	2,957.66
5960			POSTAGE																
					BALANCE FORWARD 03/26/2021											70.00	69.55	0.00	0.45
			** NO ACTIVITY THIS PERIOD **																
****	0.6%				ENDING BALANCE 04/27/2021											70.00	69.55	0.00	0.45
5970			TELEPHONE																
					BALANCE FORWARD 03/26/2021											890.00	915.61	0.00	25.61-
01-0000-0-5970.00-0000-7200-035-000-000										PV-210245	04/02/21	A.T.& T.			18.01		43.62-		
01-0000-0-5970.00-0000-2700-035-000-000										PV-210245	04/02/21	A.T.& T.			42.03		85.65-		
01-0000-0-5970.00-0000-2700-115-000-000										PV-210246	04/02/21	A.T.& T.			36.83		122.48-		
01-0000-0-5970.00-0000-7200-115-000-000										PV-210246	04/02/21	A.T.& T.			15.79		138.27-		
					TOTAL ACTIVITY											0.00	112.66	0.00	
****	OVERDRAWN				ENDING BALANCE 04/27/2021											890.00	1,028.27	0.00	138.27-
****5000 TOTALS:														90,540.00	50,121.32	0.00	40,418.68		
7142			OTH TUIT,EXC CST PMT TO COE																
					BALANCE FORWARD 03/26/2021											30,661.00	0.00	0.00	30,661.00
			** NO ACTIVITY THIS PERIOD **																
****	100.0%				ENDING BALANCE 04/27/2021											30,661.00	0.00	0.00	30,661.00

FUND :01 GENERAL FUND															
FD	RESC	Y	OBJT	SO	GOAL	FUNC	LOC	ACT	GRP	REFERENCE DATE	DESC	WRK BUDGET	RECEIVED/ EXPENDED	ENCUMBERED	BALANCE
7612			INTRFND	TSF	BTWN	GEN & SP	RESV								
						BALANCE FORWARD	03/26/2021					0.00	0.00	0.00	0.00
						** NO ACTIVITY THIS PERIOD **									
****						ENDING BALANCE	04/27/2021					0.00	0.00	0.00	0.00
****7000 TOTALS:												30,661.00	0.00	0.00	30,661.00
FUND						TOTALS (EXPENDITURE)						348,708.30	206,843.40	15,750.95	126,113.95
FUND						TOTALS (INCOME)						337,486.00	183,417.35	0.00	154,068.65
FUND :17 SP RES-OTHER THAN CAP OUTLAY#1															
8660			INTEREST												
						BALANCE FORWARD	03/26/2021					7,000.00	1,454.17	0.00	5,545.83
						** NO ACTIVITY THIS PERIOD **									
****	79.2%					ENDING BALANCE	04/27/2021					7,000.00	1,454.17	0.00	5,545.83
8912			INTFD	TF	BETWN	GEN & SPEC	RES								
						BALANCE FORWARD	03/26/2021					0.00	0.00	0.00	0.00
						** NO ACTIVITY THIS PERIOD **									
****						ENDING BALANCE	04/27/2021					0.00	0.00	0.00	0.00
****8000 TOTALS:												7,000.00	1,454.17	0.00	5,545.83
7612			INTRFND	TSF	BTWN	GEN & SP	RESV								
						BALANCE FORWARD	03/26/2021					5,830.00	0.00	0.00	5,830.00
						** NO ACTIVITY THIS PERIOD **									
****	100.0%					ENDING BALANCE	04/27/2021					5,830.00	0.00	0.00	5,830.00
****7000 TOTALS:												5,830.00	0.00	0.00	5,830.00
FUND						TOTALS (EXPENDITURE)						5,830.00	0.00	0.00	5,830.00
FUND						TOTALS (INCOME)						7,000.00	1,454.17	0.00	5,545.83

Agenda Item 7

Account classifications selected									Field ranges selected		
FD	RESC	Y	OBJT	SO	GOAL	FUNC	LOC	ACT	GRP	FI	RANGE
1.	-	-	-	.	-	-	-	-	-		
2.	-	-	-	.	-	-	-	-	-		
3.	-	-	-	.	-	-	-	-	-		
4.	-	-	-	.	-	-	-	-	-		
5.	-	-	-	.	-	-	-	-	-		
6.	-	-	-	.	-	-	-	-	-		
7.	-	-	-	.	-	-	-	-	-		
8.	-	-	-	.	-	-	-	-	-		
9.	-	-	-	.	-	-	-	-	-		
10.	-	-	-	.	-	-	-	-	-		

Primary sort/rollup levels: FD
Income summary level: 4
Expense summary level: 4
Data source: GLSTEX Standard Extract
Report template: /var/opt/qss/data/CTFAR300: 12/03/2014 14:53:23
Budget type: W Working
Include budget transfers: N
GL Transactions: A Approved Only
Exclude Pre-encumbrances: N
Use Reference Values: N
Restricted Fld Nbr: 02 RESOURCE
Separation Option: No Separation of Restricted and UnRestricted
Extraction Type: Restricted and UnRestricted
Report prepared: 04/27/2021 07:34:27

FUND :01 GENERAL FUND

OBJECT	Beg. Balance/ Adjusted Budget	Current Activity	Year to date Activity	Encumbrances	Balance	%used
Beginning balance						
9110 CASH IN COUNTY TREASURY	228,517.79	32,614.55-	30,330.85-	0.00	198,186.94	
9130 REVOLVING CASH ACCOUNT	1,000.00	4.76	0.00	0.00	1,000.00	
9290 DUE FROM OTHER GOVERNMENTS	30,622.00	0.00	30,622.00-	0.00	0.00	
9310 DUE FROM OTHER FUNDS	19,630.62	0.00	0.00	0.00	19,630.62	
9510 ACCOUNTS PAYABLE	21,015.53-	0.00	21,015.53	0.00	0.00	
9515 SUI-UNEMPLOYMENT INSURANCE	20.75-	12.10	19.83	0.00	0.92-	
9516 WORKERS' COMPENSATION	0.00	251.38	18.48-	0.00	18.48-	
9517 USE TAX HOLDING	41.76-	0.00	0.00	0.00	41.76-	
9520 HEALTH & WELFARE	0.00	0.00	0.00	0.00	0.00	
9523 SUMMER HEALTH & WELFARE	2,591.73-	131.65-	1,547.57	0.00	1,044.16-	
9526 HEALTH PLAN	1,151.40-	2,211.00-	161.19-	0.00	1,312.59-	
9528 DENTAL	0.00	248.08-	1,736.56-	0.00	1,736.56-	
9529 VISION	0.00	41.86-	19.91-	0.00	19.91-	
9547 DUE TO EMPLOYEES-DEFERRED PAY	0.00	780.41-	5,484.67-	0.00	5,484.67-	
9582 STRS EMPLOYER PORTION (PRF)	0.00	0.00	0.00	0.00	0.00	
9583 PERS ~ EMPLOYER PORTION (PRF)	0.00	0.00	0.00	0.00	0.00	
9584 OASDI ~ EMPLOYER PORTION (PRF)	0.00	0.00	0.00	0.00	0.00	
9585 MEDICARE-EMPLOYER PORTION PRF	0.00	0.00	0.00	0.00	0.00	
9590 DUE TO GRANTOR GOVERNMENTS	108,153.18-	0.00	22,158.00	0.00	85,995.18-	
TOTAL Beginning balance	146,796.06	35,759.31-	23,632.73-	0.00	123,163.33	
Current year revenue						
8011 LCFF STATE AID-CURR YEAR	136,358.00	0.00	66,578.00	0.00	69,780.00	48.8
8012 EDUCATION PROTECTION ACCOUNT	1,196.00	0.00	598.00	0.00	598.00	50.0
8021 HOMEOWNERS EXEMPTION	756.00	0.00	460.09	0.00	295.91	60.9
8041 SECURED TAX ROLLS	143,447.00	0.00	85,979.47	0.00	57,467.53	59.9
8042 UNSECURED ROLL TAXES	3,981.00	0.00	3,911.78	0.00	69.22	98.3
8043 PRIOR YEARS TAXES	1,843.00	0.00	99.26	0.00	1,743.74	5.4
8044 SUPPLEMENTAL TAXES	0.00	0.00	1.80	0.00	1.80-	N/A
8181 SPEC ED-ENTITL PER UDC (IDEA)	1,363.00	0.00	0.00	0.00	1,363.00	0.0
8290 ALL OTHER FEDERAL REVENUES	22,066.00	0.00	21,625.00	0.00	441.00	98.0
8550 MANDATED COST REIMBURSEMENTS	195.00	0.00	192.00	0.00	3.00	98.5
8560 STATE LOTTERY REVENUE	1,250.00	0.00	0.00	0.00	1,250.00	0.0
8590 ALL OTHER STATE REVENUES	11,099.00	0.00	449.00	0.00	10,650.00	4.0
8660 INTEREST	3,500.00	0.00	1,059.11	0.00	2,440.89	30.3
8699 ALL OTHER LOCAL REVENUES	761.00	0.00	760.84	0.00	0.16	100.0
8782 ALL OTHR TSFRS FRM COUNTY OFCE	744.00	0.00	0.00	0.00	744.00	0.0
8792 TSF OF APPORT FROM COE	3,097.00	0.00	1,703.00	0.00	1,394.00	55.0
8912 INTFD TF BETWN GEN & SPEC RES	5,830.00	0.00	0.00	0.00	5,830.00	0.0
8980 CONTRIBUTIONS FR UNRESTR REV	0.00	0.00	0.00	0.00	0.00	N/A
TOTAL Current year revenue	337,486.00	0.00	183,417.35	0.00	154,068.65	
*TOTAL Beginning balance + Revenue	484,282.06	146,796.06	330,213.41			*

FUND :01 GENERAL FUND

OBJECT	Beg. Balance/ Adjusted Budget	Current Activity	Year to date Activity	Encumbrances	Balance	%used
Expense						
1110 CERTIFICATED TEACHER ~ REGULAR	71,859.00	7,093.17	49,652.19	0.00	22,206.81	69.1
1120 CERTIFICATED TEACHER ~ HOURLY	6,480.00	900.00	5,780.00	0.00	700.00	89.2
1130 CERTIFICATED TEACHER-EXTRA DTY	2,140.00	0.00	2,140.00	0.00	0.00	100.0
1150 TEACHER SUBSTITUTE-NON-ILLNESS	1,600.00	320.00	480.00	0.00	1,120.00	30.0
1170 CERTIFICATED TEACHER-OTHER PAY	3,420.00	360.00	1,530.00	0.00	1,890.00	44.7
1311 PRINCIPAL	6,954.00	788.13	5,516.91	0.00	1,437.09	79.3
2110 INSTRUCTIONAL AIDE ~ REGULAR	35,635.00	3,239.50	25,916.00	9,718.50	0.50	100.0
2160 INSTRUCTIONAL AIDE SUB-ILLNESS	1,600.00	0.00	0.00	0.00	1,600.00	0.0
2190 PROFESSIONAL EXPERT~ OTHER PAY	60.00	0.00	160.00	0.00	100.00-	266.7
2210 CLASSIFIED SUPPORT ~ REGULAR	1,062.00	0.00	1,062.44	0.00	0.44-	100.0
2230 CLASSIFIED SUPPORT-EXTRA DUTY	0.00	0.00	65.43	0.00	65.43-	N/A
2990 PROFESSIONAL EXPERT	1,800.00	200.00	1,337.50	0.00	462.50	74.3
3101 STRS ~ CERTIFICATED POSITIONS	25,028.52	1,469.86	10,266.41	0.00	14,762.11	41.0
3202 PERS ~ CLASSIFIED POSITIONS	7,376.00	670.58	5,364.64	2,011.73	0.37-	100.0
3302 SOCIAL SECURITY (OASDI)-CLASSI	2,491.00	213.25	1,765.87	602.55	122.58	95.1
3311 MEDICARE - CERTIFICATED	1,340.96	132.84	913.51	0.00	427.45	68.1
3312 MEDICARE - CLASSIFIED	582.00	49.87	413.83	140.92	27.25	95.3
3401 HEALTH & WELFARE CERTIFICATED	11,600.00	1,150.52	8,104.01	0.00	3,495.99	69.9
3402 HEALTH & WELFARE CLASSIFIED	16,799.00	1,429.29	12,657.67	3,171.51	969.82	94.2
3501 UNEMPLOYMENT INS CERTIFICATED	45.24	4.73	32.56	0.00	12.68	72.0
3502 UNEMPLOYMENT INS ~ CLASSIFIED	16.00	1.72	14.26	4.86	3.12-	119.5
3601 WORKERS COMP ~ CERTIFICATED	960.26	98.21	675.73	0.00	284.53	70.4
3602 WORKERS COMP ~ CLASSIFIED	407.00	35.71	296.33	100.88	9.79	97.6
4100 APPRVD TEXTBOOKS & CORE CURR M	4,491.00	0.00	5,026.39	0.00	535.39-	111.9
4300 MATERIALS & SUPPLIES	10,908.32	541.85	6,588.63	0.00	4,319.69	60.4
4400 NONCAPITALIZED EQUIPMENT	12,752.00	4,635.44	10,961.77	0.00	1,790.23	86.0
4453 NC FURNITURE REPLACEMENT	100.00	0.00	0.00	0.00	100.00	0.0
5200 TRAVEL & CONFERENCES	177.00	0.00	0.00	0.00	177.00	0.0
5210 CONFERENCES	287.00	0.00	0.00	0.00	287.00	0.0
5230 MILEAGE	175.00	0.00	0.00	0.00	175.00	0.0
5300 DUES & MEMBERSHIPS	425.00	0.00	425.00	0.00	0.00	100.0
5400 INSURANCE	1,344.00	0.00	1,344.00	0.00	0.00	100.0
5510 ELECTRICITY	5,256.00	564.10	3,736.07	0.00	1,519.93	71.1
5535 WATER	440.00	40.92	471.65	0.00	31.65-	107.2
5550 DISPOSAL/GARBAGE REMOVAL	2,180.00	161.40	1,398.80	0.00	781.20	64.2
5610 EQUIPMENT REPAIR	500.00	0.00	0.00	0.00	500.00	0.0
5615 MAINT CONTRACTS/BLDGS & GROUND	4,300.00	240.00	3,445.00	0.00	855.00	80.1
5620 MAINTENANCE CONTRACTS/EQUIPMEN	200.00	0.00	75.00	0.00	125.00	37.5
5803 ADVERTISING	300.00	0.00	127.00	0.00	173.00	42.3
5809 AUDIT FEES	7,600.00	7,720.00	7,720.00	0.00	120.00-	101.6
5814 ELECTIONS	340.00	0.00	250.00	0.00	90.00	73.5
5819 FIELD TRIPS	50.00	0.00	0.00	0.00	50.00	0.0
5821 FINGERPRINTING	50.00	0.00	0.00	0.00	50.00	0.0
5829 LEGAL SERVICE	1,792.00	84.00	1,876.00	0.00	84.00-	104.7
5835 NPA CONTRACTS	5,363.00	380.00	2,755.00	0.00	2,608.00	51.4
5839 OTHER FEES	361.00	0.00	362.08	0.00	1.08-	100.3
5840 OTHER CONTRACT SERVICES	54,690.00	3,121.56	24,245.56	0.00	30,444.44	44.3
5900 COMMUNICATIONS	3,750.00	0.00	792.34	0.00	2,957.66	21.1
5960 POSTAGE	70.00	0.00	69.55	0.00	0.45	99.4

FUND :01 GENERAL FUND

OBJECT	Beg. Balance/ Adjusted Budget	Current Activity	Year to date Activity	Encumbrances	Balance	%used
5970 TELEPHONE	890.00	112.66	1,028.27	0.00	138.27-	115.5
7142 OTH TUIT,EXC CST PMT TO COE	30,661.00	0.00	0.00	0.00	30,661.00	0.0
7612 INTRFND TSF BTWN GEN & SP RESV	0.00	0.00	0.00	0.00	0.00	N/A
TOTAL Expense	348,708.30	35,759.31	206,843.40	15,750.95	126,113.95	
Ending balance						
9790 UNDESIGNATED/UNAPPROPRIATED	11,222.30	0.00	0.00	0.00	11,222.30	
9791 BEGINNING FUND BALANCE	146,796.06-	0.00	206.68	0.00	146,589.38-	
TOTAL Ending balance	135,573.76-	0.00	206.68	0.00	135,367.08-	
**Fund balance	135,573.76	111,036.75	123,370.01			**

FUND :17 SP RES-OTHER THAN CAP OUTLAY#1

OBJECT	Beg. Balance/ Adjusted Budget	Current Activity	Year to date Activity	Encumbrances	Balance	%used

Beginning balance						
9110 CASH IN COUNTY TREASURY	360,503.71	0.00	1,454.17	0.00	361,957.88	
9610 DUE TO OTHER FUNDS	19,630.62-	0.00	0.00	0.00	19,630.62-	
TOTAL Beginning balance	340,873.09	0.00	1,454.17	0.00	342,327.26	
Current year revenue						
8660 INTEREST	7,000.00	0.00	1,454.17	0.00	5,545.83	20.8
8912 INTFD TF BETWN GEN & SPEC RES	0.00	0.00	0.00	0.00	0.00	N/A
TOTAL Current year revenue	7,000.00	0.00	1,454.17	0.00	5,545.83	
*TOTAL Beginning balance + Revenue	347,873.09	340,873.09	342,327.26			*
Expense						
7612 INTRFND TSF BTWN GEN & SP RESV	5,830.00	0.00	0.00	0.00	5,830.00	0.0
TOTAL Expense	5,830.00	0.00	0.00	0.00	5,830.00	
Ending balance						
9790 UNDESIGNATED/UNAPPROPRIATED	1,170.00-	0.00	0.00	0.00	1,170.00-	
9791 BEGINNING FUND BALANCE	340,873.09-	0.00	0.00	0.00	340,873.09-	
TOTAL Ending balance	342,043.09-	0.00	0.00	0.00	342,043.09-	
**Fund balance	342,043.09	340,873.09	342,327.26			**

Agenda Item 9



Principal's Report

Tuesday, May 11, 2021

1. Emergency Preparedness:
 - Fire drill will be practiced on May 11
2. Enrollment as of May 11, 2021:
 - 10 students
3. School Events:
 - For the month of May, students are being assessed on their flexibility, muscle strength and cardio output using the FITNESSGRAM (California Department of Education).
 - On May 6th, students used water colors and Sharpies to make Mother's Day gifts.
 - On May 7th, students cashed in on their puffball earnings and chose to celebrate their victory with a popcorn and movie party.
 - Students have been weeding the garden and track area.
 - Fourth grade students will be working on a California mission report.
 - Fifth grade students will be working on an animal report.
 - CAASPP testing for students in grades 4-5 began the week of May 3.
 - Students wrote thank-you notes to the school nurse, an individual who donated to next school year's enrichment program, and the Greater Farallones.
4. School and Staff Development Updates:
 - On April 28th, there was an after school parent check-in. During the parent meeting, families were asked to cast their vote for the naming of the district. From what people have shared with me, "Marin Rural School District" is in the lead. Also, during the meeting, parents asked about the play structure and school doors. The last parent check-in for the 2020-2021 school year is tentatively scheduled for May 19th.
 - On May 3rd, I met with a family who is interested in having their incoming 3rd and 5th grade children attend Lincoln School for the 2021-2022 school year. They have followed up their interest with an inter-district transfer release from NUSD.

- On April 21st, Danny (MCOE), updated Lincoln's operating system and added a secure browsing app to the Chromebooks for CASSPP testing.
- I've been working on preparing student materials for next school year. With the board's permission I would like to order Scholastic News, Keyboarding without Tears, and IXL. Also, will the professional experts from this school year be offered contracts for next school year?
- Parent and student surveys were gathered and reviewed. Overall, parents are content with the quality of instruction, consistency of communication, and well-being of their child/ren. The student surveys showed they feel safe, listened to, supported, and cared for in a clean, friendly school environment. Their top two choices for enrichment activities were cooking and art.

5. Other/Campus Maintenance:

- Jim has an update regarding the replacement of the school doors and repair of the outdoor play structure.
- Since the water pump issue last month, the water pressure from the main hand washing station is not offering enough water pressure for students to wash their hands efficiently. Should I call Arollo, a plumber, or is there a different recommendation that would resolve the issue?
- Thank you Sam for hanging a new flag on our flag pole. It looks great!
- As requested in the last board meeting, I reached out to Mazzoni and Associates regarding having emails from the website directed to me. Unfortunately, the emails are not being tracked. To test this, I sent an email using the "Contact Us" tab on Lincoln's current website from two separate emails, one from work, and the other from my home email address. I waited a few days, then contacted Josh and asked him if he received the emails I sent. He said he did not receive the emails because the Mazzoni website was asked to be disabled. He did some research, but doesn't know where the emails would have landed. Is it possible to have someone from the MCOE tech department reroute the "Contact Us" tab? As of now, if an interested family were to request information about Lincoln School, their email could be sent, but not read by anyone, causing no follow up to occur.



Agenda Item 10

Interdistrict Transfer Agreements

Agenda Item 14

Expanded Learning Opportunities Grant Plan

Local Educational Agency (LEA) Name	Contact Name and Title	Email and Phone
Lincoln Union School District	Luke McCann Superintendent	lmccann@marinschools.org 415-499-5890

The following is the local educational agency's (LEA's) plan for providing supplemental instruction and support to students, including those identified as needing academic, social-emotional, and other supports, including the provision of meals and snacks. The plan will explain how the LEA will use the funds it receives through the Expanded Learning Opportunities (ELO) Grant to implement a learning recovery program for at least the students included in one or more of the following groups: low-income students, English learners, foster youth, homeless students, students with disabilities, students at risk of abuse, neglect, or exploitation, disengaged students, and students who are below grade level, including, but not limited to, those who did not enroll in kindergarten in the 2020–21 school year, credit-deficient students, high school students at risk of not graduating, and other students identified by certificated staff.

For specific requirements please refer to the Expanded Learning Opportunities Grant Plan Instructions.

Plan Descriptions

A description of how parents, teachers, and school staff were involved in the development of the plan.

Teacher and school staff asked parents and students what type of enrichment programs they would like. Their response was hands-on science lessons.

A description of how students will be identified and the needs of students will be assessed.

All students are receiving STEM instruction. Students' needs will be addressed through group discussion, hands-on activities, and small teacher to student ratio.

A description of how parents and guardians of students will be informed of the opportunities for supplemental instruction and support.

Parents meet once a month for school updates. Each week their child/ren bring home packets and projects from the week's science lesson.

A description of the LEA's plan to provide supplemental instruction and support.

Due to the small student to teacher ratio, all students receive additional daily support as needed.

Expenditure Plan

The following table provides the LEA's expenditure plan for how it will use ELO Grant funds to support the supplemental instruction and support strategies being implemented by the LEA.

Supplemental Instruction and Support Strategies	Planned Expenditures	Actual Expenditures
Extending instructional learning time		
Accelerating progress to close learning gaps through the implementation, expansion, or enhancement of learning supports		
Integrated student supports to address other barriers to learning		
Community learning hubs that provide students with access to technology, high-speed internet, and other academic supports		
Supports for credit deficient students to complete graduation or grade promotion requirements and to increase or improve students' college eligibility		
Additional academic services for students	3,651	
Training for school staff on strategies to engage students and families in addressing students' social-emotional health and academic needs		
Total Funds to implement the Strategies		

A description of how ELO Grant funds are being coordinated with other federal Elementary and Secondary School Emergency Relief Funds received by the LEA.

ELO Grant funds are being combined with other federal Emergency Funds to provide additional instructional support through the use of a STEM teacher.

Expanded Learning Opportunities Grant Plan Instructions: Introduction

The Expanded Learning Opportunities Grant Plan must be completed by school districts, county offices of education, or charter schools, collectively referred to as Local Educational Agencies (LEAs), that receive Expanded Learning Opportunities (ELO) Grant funds under California *Education Code (EC)* Section 43521(b). The plan must be adopted by the local governing board or body of the LEA at a public meeting on or before June 1, 2021, and must be submitted to the county office of education, the California Department of Education, or the chartering authority within five days of adoption, as applicable. The plan must be updated to include the actual expenditures by December 1, 2022.

For technical assistance related to the completion of the Expanded Learning Opportunities Grant Plan, please contact
ELOGGrants@cde.ca.gov or <mailto:lcff@cde.ca.gov>

Instructions: Plan Requirements

An LEA receiving ELO Grant funds under *EC* Section 43521(b) is required to implement a learning recovery program that, at a minimum, provides supplemental instruction, support for social and emotional well-being, and, to the maximum extent permissible under the guidelines of the United States Department of Agriculture, meals and snacks to, at a minimum, students who are included in one or more of the following groups:

- low-income,
- English learners,
- foster youth,
- homeless students,
- students with disabilities,
- students at risk of abuse, neglect, or exploitation,
- disengaged students, and
- students who are below grade level, including, but not limited to, those who did not enroll in kindergarten in the 2020–21 school year, credit-deficient students, high school students at risk of not graduating, and other students identified by certificated staff.

For purposes of this requirement

- “Supplemental instruction” means the instructional programs provided in addition to and complementary to the LEAs regular instructional programs, including services provided in accordance with an individualized education program (IEP).
- “Support” means interventions provided as a supplement to those regularly provided by the LEA, including services provided in accordance with an IEP, that are designed to meet students’ needs for behavioral, social, emotional, and other integrated student supports, in order to enable students to engage in, and benefit from, the supplemental instruction being provided.
- “Students at risk of abuse, neglect, or exploitation” means students who are identified as being at risk of abuse, neglect, or exploitation in a written referral from a legal, medical, or social service agency, or emergency shelter.

EC Section 43522(b) identifies the seven supplemental instruction and support strategies listed below as the strategies that may be supported with ELO Grant funds and requires the LEA to use the funding only for any of these purposes. LEAs are not required to implement each supplemental instruction and support strategy; rather LEAs are to work collaboratively with their community partners to identify the

supplemental instruction and support strategies that will be implemented. LEAs are encouraged to engage, plan, and collaborate on program operation with community partners and expanded learning programs, and to leverage existing behavioral health partnerships and Medi-Cal billing options in the design and implementation of the supplemental instruction and support strategies being provided (*EC* Section 43522[h]).

The seven supplemental instruction and support strategies are:

1. Extending instructional learning time in addition to what is required for the school year by increasing the number of instructional days or minutes provided during the school year, providing summer school or intersessional instructional programs, or taking any other action that increases the amount of instructional time or services provided to students based on their learning needs.
2. Accelerating progress to close learning gaps through the implementation, expansion, or enhancement of learning supports including, but not limited to, any of the following:
 - a. Tutoring or other one-on-one or small group learning supports provided by certificated or classified staff.
 - b. Learning recovery programs and materials designed to accelerate student academic proficiency or English language proficiency, or both.
 - c. Educator training, for both certificated and classified staff, in accelerated learning strategies and effectively addressing learning gaps, including training in facilitating quality and engaging learning opportunities for all students.
3. Integrated student supports to address other barriers to learning, such as the provision of health, counseling, or mental health services, access to school meal programs, before and after school programs, or programs to address student trauma and social-emotional learning, or referrals for support for family or student needs.
4. Community learning hubs that provide students with access to technology, high-speed internet, and other academic supports.
5. Supports for credit deficient students to complete graduation or grade promotion requirements and to increase or improve students' college eligibility.
6. Additional academic services for students, such as diagnostic, progress monitoring, and benchmark assessments of student learning.
7. Training for school staff on strategies, including trauma-informed practices, to engage students and families in addressing students' social-emotional health needs and academic needs.

As a reminder, *EC* Section 43522(g) requires that all services delivered to students with disabilities be delivered in accordance with an applicable IEP.

Fiscal Requirements

The following fiscal requirements are requirements of the ELO grant, but they are not addressed in this plan. Adherence to these requirements will be monitored through the annual audit process.

- The LEA must use at least 85 percent (85%) of its apportionment for expenditures related to providing in-person services in any of the seven purposes described above.
- The LEA must use at least 10 percent (10%) of the funding that is received based on LCFF entitlement to hire paraprofessionals to provide supplemental instruction and support through the duration of this program, with a priority for full-time paraprofessionals. The supplemental instruction and support provided by the paraprofessionals must be prioritized for English learners and students with disabilities. Funds expended to hire paraprofessionals count towards the LEAs requirement to spend at least 85% of its apportionment to provide in-person services.

- An LEA may use up to 15 percent (15%) of its apportionment to increase or improve services for students participating in distance learning or to support activities intended to prepare the LEA for in-person instruction, before in-person instructional services are offered.

Instructions: Plan Descriptions

Descriptions provided should include sufficient detail yet be sufficiently succinct to promote a broad understanding among the LEA's local community.

A description of how parents, teachers, and school staff were involved in the development of the plan

Describe the process used by the LEA to involve, at a minimum, parents, teachers, and school staff in the development of the Expanded Learning Opportunities Grant Plan, including how the LEA and its community identified the seven supplemental instruction and support strategies that will be implemented. LEAs are encouraged to engage with community partners, expanded learning programs, and existing behavioral health partnerships in the design of the plan.

A description of how parents and guardians of students will be informed of the opportunities for supplemental instruction and support.

Describe the LEA's plan for informing the parents and guardians of students identified as needing supplemental instruction and support of the availability of these opportunities, including an explanation of how the LEA will provide this information in the parents' and guardians' primary languages, as applicable.

A description of how students will be identified and the needs of students will be assessed

Describe the LEA's plan for identifying students in need of academic, social-emotional, and other integrated student supports, including the LEA's plan for assessing the needs of those students on a regular basis. The LEA's plan for assessing the academic needs of its students may include the use of diagnostic and formative assessments.

As noted above in the Plan Requirements, "other integrated student supports" are any supports intended to address barriers to learning, such as the provision of health, counseling, or mental health services, access to school meal programs, before and after school programs, or programs to address student trauma and social-emotional learning, or referrals for support for family or student needs.

A description of the LEA's plan to provide supplemental instruction and support

Describe the LEA's plan for how it will provide supplemental instruction and support to identified students in the seven strategy areas defined in the Plan Requirements section. As a reminder, the LEA is not required to implement each of the seven strategies; rather the LEA will to work collaboratively with its community to identify the strategies that will be implemented. The plan must include a description of how supplemental instruction and support will be provided in a tiered framework that bases universal, targeted, and intensive supports on students' needs for academic, social-emotional, and other integrated student supports. The plan must also include a description of how the services will be provided through a program of engaging learning experiences in a positive school climate.

As a reminder, *EC* Section 43522(g) requires that all services delivered to students with disabilities be delivered in accordance with an applicable individualized education program. Additionally, LEAs are encouraged to collaborate with community partners and expanded learning programs, and to leverage existing behavioral health partnerships and Medi-Cal billing options in the implementation of, this plan (*EC* Section 43522[h]).

Instructions: Expenditure Plan

The 'Supplemental Instruction and Support Strategies' column of the Expenditure Plan data entry table lists the seven supplemental instruction and support strategies that may be supported with ELO Grant funds.

Complete the Expenditure Plan data entry table as follows:

In the 'Planned Expenditures' column of the data entry table, specify the amount of ELO Grant funds being budgeted to support each supplemental instruction and support strategies being implemented by the LEA and the total of all ELO Grant funds being budgeted.

The plan must be updated to include the actual expenditures by December 1, 2022. In the 'Actual Expenditures' column of the data entry table the LEA will report the amount of ELO Grant funds that the LEA actually expended in support of the strategies that it implemented, as well as the total ELO Grant funds expended.

A description of how these funds are being coordinated with other federal Elementary and Secondary School Emergency Relief Funds received by the LEA

Describe how the LEA is coordinating its ELO Grant funds with funds received from the federal Elementary and Secondary School Emergency Relief (ESSER) Fund provided through the federal Coronavirus Response and Relief Supplemental Appropriations Act of 2021 (Public Law 116-260), also known as ESSER II, to maximize support for students and staff.

California Department of Education
March 2021

Agenda Item 16

April 15, 2021

Luke Mc Cann, Cynthia Walsh, and Lincoln School Board,

I like to thank you for allowing me to take a leave of absence from Lincoln during the Covid-19 Pandemic. The Pandemic has brought about challenges for my family and being on leave has allowed me to help-out my children in picking up my Granddaughter from Day Care/ Kindergarten School. The school has shortened their hours during the Pandemic and the shortened hours did not work out for my children to pick up their child from Day Care/Kindergarten School.

I like to give Lincoln School as much notice as possible that I will not be returning to work and plan to assist my children with a Grandma shuttle service. This Grandma, also known as Gigi, is needed for her family.

Thank you so much for the many years that I have worked for Lincoln School. Wishing all the staff and students many more years at the one-room school. Lincoln School is very dear to my heart and has many special memories for the Gambonini family. There has been, three generations in the Gambonini family that have attended Lincoln School. Continue to do what you do best for the students at Lincoln School.

Kind regards,

Pam Gambonini

Agenda Item 17

April 22, 2021

Luke McCann
Superintendent for Lincoln Union School District
Marin County Office of Education
1111 Las Gallinas Avenue
San Rafael, CA 94903

Dear Luke:

I am writing to inform you that the last day of the school year calendar, June 9th, will be my last day of work as the Instructional Aid for Lincoln School. After fulfilling my contract for the 2020-2021 school year, I will not be renewing it for the 2021-2022 academic year.

Working at Lincoln School has been a wonderful experience. I deeply value the creativity, flexibility, and intimacy of the one room schoolhouse environment. Working with Cynthia Walsh, the principal/lead teacher, has been a gift, and I have learned so much from her mentorship. The students at Lincoln have provided a huge source of light in my life in an otherwise overwhelming year for our country, and I am going to miss them a lot. Unfortunately, I will be moving this summer and unable to continue working in this special place. Thank you for this opportunity. I am grateful for this past year and all the ways I have grown as an educator. I wish you and Lincoln School all the best in the next academic year!

Best,
Kristine Cincotta

Agenda Item 18

From: Cynthia Walsh <cwash@marinschools.org>

Date: May 5, 2021 at 7:52:47 PM PDT

To: Luke Mccann <lmccann@marinschools.org>

Subject: Certificated Staff reduction at Lincoln School

Hi Luke,

I'm asking for a reduction of my teaching contract for the 2021-2022 school year from 100% to 80%. The reduction is for personal and family reasons.

It is important to me for the 2021-2022 school year to feel stable and uninterrupted, therefore, I will provide lesson plans and have the 20% teacher maintain my lead in academic and social structures. My goal is to find someone who already has familiarity and a good rapport with the students. I will continue to complete 100% of my administrative duties in hopes I can retain 100% of my health benefits. I appreciate your time and consideration of this request.

Thank you,



Cynthia Walsh
Principal and Teacher
Lincoln School
707-763-0045

Agenda Item 19

**MERGED DISTRICT
LINCOLN SCHOOL
SCHOOL CALENDAR 2021-2022**

MONTH	M	T	W	TH	F	LINCOLN WORDDAYS/HOLIDAYS	NOTES
AUGUST 2021	2	3	4	5	6	Aug 16 & 17 Teacher Work Day	First Day of School
	9	10	11	12	13	Aug 18 First Day of School	August 18, 2021
	16	17	18	19	20		
	23	24	25	26	27		Last Day of School
	30	31					June 3, 2022
SEPTEMBER 2021			1	2	3	Sep 6 - Labor Day	
	6	7	8	9	10		Teacher Work Days (no school)
	13	14	15	16	17		Aug 16, 17 and June 6 & 7
	20	21	22	23	24		
	27	28	29	30			Holidays
OCTOBER 2021					1		Sep 6
	4	5	6	7	8		Nov 11, 25, 26
	11	12	13	14	15		Dec 24 & 31
	18	19	20	21	22		Jan 17
	25	26	27	28	29		Feb 18 & 21
NOVEMBER 2021	1	2	3	4	5		May 30
	8	9	10	11	12	Nov 11 - Veterans Day	
	15	16	17	18	19	Nov 22-26 Thanksgiving Break	Parent Conferences
	22	23	24	25	26		
	29	30					
DECEMBER 2021			1	2	3	Dec 20 - Dec 4 Winter Break	Thanksgiving Break
	6	7	8	9	10		Nov 22-26
	13	14	15	16	17		
	20	21	22	23	24		Winter Break
	27	28	29	30	31		Dec 20 - Jan 4
JANUARY 2022	3	4	5	6	7	Jan 1 - 4 Winter Break	
	10	11	12	13	14	Jan 17 - Martin Luther King Jr. Holiday	Spring Break
	17	18	19	20	21		April 4 - April 8
	24	25	26	27	28		
	31						
FEBRUARY 2022		1	2	3	4	Feb 18 - Lincoln's Birthday	First Trimester Ends
	7	8	9	10	11	Feb 21 - President's Day	Nov 5
	14	15	16	17	18		Second Trimester Ends
	21	22	23	24	25		Feb 18
	28						Third Trimester Ends
MARCH 2022		1	2	3	4		June 3
	7	8	9	10	11		Minimum Days
	14	15	16	17	18		Oct 29, Nov 18 & 19, Dec 17, April 1, June 3
	21	22	23	24	25		
	28	29	30	31			
APRIL 2022					1	April 4 - 8 Spring Break	
	4	5	6	7	8		
	11	12	13	14	15		
	18	19	20	21	22		
	25	26	27	28	29		
MAY 2022	2	3	4	5	6	May 30 - Memorial Day	
	9	10	11	12	13		
	16	17	18	19	20		
	23	24	25	26	27		
	30	31					
JUNE 2022			1	2	3	June 3 - Minimum Day/Last Day of School	
	6	7	8	9	10	June 6 & 7 Teacher Work Days	
	13	14	15	16	17		
	20	21	22	23	24		
	27	28	29	30			
	Legend Legal Holiday Local Holiday Minimum Day Emergency Days Emergency Closure					Minimum Day Dismissal 12:05	Board Approved: 5/11/21

Agenda Item 20

DISTRICT: 025 LINCOLN SCHOOL DISTRICT
BATCH: 0028 LINCOLN
FUND : 01 GENERAL FUND

WARRANT	VENDOR/ADDR REQ#	NAME (REMIT) REFERENCE LN	FD	RESC	Y	OBJT	SO	GOAL	FUNC	LOC	ACT	GRP	ABA NUM	ACCOUNT NUM DESCRIPTION	AMOUNT
20290264	000385/	ALHAMBRA													
		PV-210254		01-0000-0-5535.00-0000-8200-035-000-000									5110403	040921 MARCH	40.92
		WARRANT TOTAL													\$40.92
20290265	000276/	AROLO COMPANY INC													
		PV-210256		01-0000-0-5840.00-0000-8100-035-000-000									2104036	IN TANK/PUMP REPAIR	312.99
		PV-210257		01-0000-0-5840.00-0000-8100-035-000-000									2104049	IN PUMP REPIAR	621.75
		WARRANT TOTAL													\$934.74
20290266	000061/	DUN-RITE MAINTENANCE													
		PV-210255		01-0000-0-5840.00-0000-8100-035-000-000									37692	MARCH	1,560.00
		WARRANT TOTAL													\$1,560.00
20290267	000072/	STATE OF CALIFORNIA EDD													
		PV-210253		01-0000-0-9515.00-0000-0000-000-000-000									1ST QTR	20-21	18.55
		WARRANT TOTAL													\$18.55
20290268	000540/	STEPHEN ROATCH ACCOUNTANCY													
		PV-210252		01-0000-0-5809.00-0000-7191-035-000-000									20-21	BILLING #1	790.00
		WARRANT TOTAL													\$790.00
*** FUND	TOTALS ***			TOTAL NUMBER OF CHECKS:	5			TOTAL AMOUNT OF CHECKS:							\$3,344.21*
				TOTAL ACH GENERATED:	0			TOTAL AMOUNT OF ACH:							\$.00*
				TOTAL EFT GENERATED:	0			TOTAL AMOUNT OF EFT:							\$.00*
				TOTAL PAYMENTS:	5			TOTAL AMOUNT:							\$3,344.21*
*** BATCH TOTALS ***				TOTAL NUMBER OF CHECKS:	5			TOTAL AMOUNT OF CHECKS:							\$3,344.21*
				TOTAL ACH GENERATED:	0			TOTAL AMOUNT OF ACH:							\$.00*
				TOTAL EFT GENERATED:	0			TOTAL AMOUNT OF EFT:							\$.00*
				TOTAL PAYMENTS:	5			TOTAL AMOUNT:							\$3,344.21*
*** DISTRICT TOTALS ***				TOTAL NUMBER OF CHECKS:	5			TOTAL AMOUNT OF CHECKS:							\$3,344.21*
				TOTAL ACH GENERATED:	0			TOTAL AMOUNT OF ACH:							\$.00*
				TOTAL EFT GENERATED:	0			TOTAL AMOUNT OF EFT:							\$.00*
				TOTAL PAYMENTS:	5			TOTAL AMOUNT:							\$3,344.21*

APY250 L.00.06

Marin County Office of Education
COMMERCIAL WARRANT REGISTER
FOR WARRANTS DATED 04/14/2021

04/13/21 PAGE 7

DISTRICT: 025 LINCOLN SCHOOL DISTRICT
BATCH: 0027 LINCOLN
FUND : 01 GENERAL FUND

WARRANT	VENDOR/ADDR REQ#	NAME (REMIT) REFERENCE LN	FD	RESC	Y	OBJT	SO	GOAL	FUNC	LOC	ACT	GRP	ABA NUM	ACCOUNT NUM DESCRIPTION	AMOUNT
20289791	000752/	INC. BRAD BROWN LANDSCAPE													
		PV-210248		01-0000-0-5615.00-0000-8200-115-000-000										LANDSCAPING MARCH	240.00
														WARRANT TOTAL	\$240.00
20289792	000229/	MSIA-DENTAL													
		PV-210249		01-0000-0-3402.00-0000-7100-035-000-000										DENTAL APRIL DOLCINI	124.04
				01-0000-0-3402.00-0000-7100-035-000-000										DENTAL APRIL GROSSI	124.04
				01-0000-0-3402.00-0000-7100-115-000-000										DENTAL APRIL ROWLEY	124.04
				01-0000-0-9523.00-0000-0000-000-000-000										DENTAL APRIL WALSH	124.04
				01-0000-0-9523.00-0000-0000-000-000-000										DENTAL APRIL CINCOTTA	124.04
														WARRANT TOTAL	\$620.20
20289793	000723/	RECOLOGY													
		PV-210250		01-0000-0-5550.00-0000-8200-035-000-000										20926325 MARCH	107.60
				01-0000-0-5550.00-0000-8200-115-000-000										20926549 MARCH	53.80
														WARRANT TOTAL	\$161.40
20289794	000753/	SAMANTHA SHURA													
		PV-210251		01-6500-0-5835.00-5770-1182-035-000-000										OT MARCH	380.00
														WARRANT TOTAL	\$380.00
*** FUND	TOTALS ***			TOTAL NUMBER OF CHECKS:	4									TOTAL AMOUNT OF CHECKS:	\$1,401.60*
				TOTAL ACH GENERATED:	0									TOTAL AMOUNT OF ACH:	\$.00*
				TOTAL EFT GENERATED:	0									TOTAL AMOUNT OF EFT:	\$.00*
				TOTAL PAYMENTS:	4									TOTAL AMOUNT:	\$1,401.60*
*** BATCH TOTALS ***				TOTAL NUMBER OF CHECKS:	4									TOTAL AMOUNT OF CHECKS:	\$1,401.60*
				TOTAL ACH GENERATED:	0									TOTAL AMOUNT OF ACH:	\$.00*
				TOTAL EFT GENERATED:	0									TOTAL AMOUNT OF EFT:	\$.00*
				TOTAL PAYMENTS:	4									TOTAL AMOUNT:	\$1,401.60*
*** DISTRICT TOTALS ***				TOTAL NUMBER OF CHECKS:	4									TOTAL AMOUNT OF CHECKS:	\$1,401.60*
				TOTAL ACH GENERATED:	0									TOTAL AMOUNT OF ACH:	\$.00*
				TOTAL EFT GENERATED:	0									TOTAL AMOUNT OF EFT:	\$.00*
				TOTAL PAYMENTS:	4									TOTAL AMOUNT:	\$1,401.60*

APY250 L.00.06

Marin County Office of Education
 COMMERCIAL WARRANT REGISTER
 FOR WARRANTS DATED 04/02/2021

04/01/21 PAGE 19

DISTRICT: 025 LINCOLN SCHOOL DISTRICT
 BATCH: 0026 LINCOLN 3-30
 FUND : 01 GENERAL FUND

WARRANT	VENDOR/ADDR REQ#	NAME (REMIT) REFERENCE LN	FD	RESC	Y	OBJT	SO	GOAL	FUNC	LOC	ACT	GRP	ABA NUM	ACCOUNT NUM DESCRIPTION	AMOUNT
20289023	000040/	A.T. & T.													
		PV-210245		01	0000	0	5970	00	0000	2700	035	000	000	16221880 MARCH	42.03
				01	0000	0	5970	00	0000	7200	035	000	000	16221880 MARCH	18.01
		PV-210246		01	0000	0	5970	00	0000	2700	115	000	000	16227674 MARCH	36.83
				01	0000	0	5970	00	0000	7200	115	000	000	16227674 MARCH	15.79
		WARRANT TOTAL													\$112.66
20289024	000327/	APPLE COMPUTER INC.													
		PV-210247		01	9252	0	4400	00	1110	1010	035	000	000	AE34977801 IPADS	4,334.60
		WARRANT TOTAL													\$4,334.60
20289025	000540/	STEPHEN ROATCH ACCOUNTANCY													
		PV-210244		01	0000	0	5809	00	0000	7191	035	000	000	2019-20 AUDIT FINAL PAYMENT	6,930.00
		WARRANT TOTAL													\$6,930.00
*** FUND	TOTALS ***														
		TOTAL NUMBER OF CHECKS:												TOTAL AMOUNT OF CHECKS:	\$11,377.26*
		TOTAL ACH GENERATED:												TOTAL AMOUNT OF ACH:	\$.00*
		TOTAL EFT GENERATED:												TOTAL AMOUNT OF EFT:	\$.00*
		TOTAL PAYMENTS:												TOTAL AMOUNT:	\$11,377.26*
*** BATCH TOTALS ***															
		TOTAL NUMBER OF CHECKS:												TOTAL AMOUNT OF CHECKS:	\$11,377.26*
		TOTAL ACH GENERATED:												TOTAL AMOUNT OF ACH:	\$.00*
		TOTAL EFT GENERATED:												TOTAL AMOUNT OF EFT:	\$.00*
		TOTAL PAYMENTS:												TOTAL AMOUNT:	\$11,377.26*
*** DISTRICT TOTALS ***															
		TOTAL NUMBER OF CHECKS:												TOTAL AMOUNT OF CHECKS:	\$11,377.26*
		TOTAL ACH GENERATED:												TOTAL AMOUNT OF ACH:	\$.00*
		TOTAL EFT GENERATED:												TOTAL AMOUNT OF EFT:	\$.00*
		TOTAL PAYMENTS:												TOTAL AMOUNT:	\$11,377.26*